

EXHIBIT 4

part 2

Board of Equalization Districts

Table 1: Total Population and Deviation from Ideal			
Data source: U.S. Census Bureau 2020 P.L. 94-171 adjusted for incarcerated populations by Statewide Database			
District	Total Population	Deviation	% Deviation
1	9,741,596	-139,263	-1.41%
2	9,998,389	117,530	1.19%
3	10,047,926	167,067	1.69%
4	9,735,526	-145,333	-1.47%

Table 2: Total Population: Data source: U.S. Census Bureau 2020 P.L. 94-171, DOJ Tabulation adjusted for incarcerated populations by Statewide Database															
District	Total Population	Latino	% Latino	White	% White	Black	% Black	American Indian	% American Indian	Asian	% Asian	Hawaiian or Pacific Islander	% Hawaiian or Pacific Islander	Remainder of Multiracial	% Remainder of Multiracial
1	9,741,596	3,992,081	40.98%	3,695,663	37.94%	544,519	5.59%	64,571	0.66%	907,626	9.32%	44,080	0.45%	55,193	0.57%
2	9,998,389	2,870,221	28.71%	3,863,825	38.64%	414,254	4.14%	39,160	0.39%	2,226,493	22.27%	44,718	0.45%	62,746	0.63%
3	10,047,926	4,821,703	47.99%	2,565,941	25.54%	773,737	7.70%	18,500	0.18%	1,474,271	14.67%	20,562	0.20%	60,226	0.60%
4	9,735,526	3,887,923	39.94%	3,583,844	36.81%	383,904	3.94%	33,111	0.34%	1,369,723	14.07%	28,849	0.30%	50,127	0.51%

Table 3: Total Voting Age Population Data source: U.S. Census Bureau 2020 P.L. 94-171, DOJ Tabulation adjusted for incarcerated populations by Statewide Database															
District	Total Population	Total VAP	% Total VAP	Latino VAP	% Latino VAP	White VAP	% White VAP	Black VAP	% Black VAP	American Indian VAP	% American Indian VAP	Asian VAP	% Asian VAP	Hawaiian or Pacific Islander VAP	% Hawaiian or Pacific Islander VAP
1	9,741,596	7,274,144	74.67%	2,679,029	36.83%	3,067,888	42.18%	411,902	5.66%	49,917	0.69%	705,092	9.69%	33,921	0.47%
2	9,998,389	7,958,701	79.60%	2,049,630	25.75%	3,323,327	41.76%	341,262	4.29%	30,406	0.38%	1,821,473	22.89%	35,669	0.45%
3	10,047,926	7,993,713	79.56%	3,579,695	44.78%	2,228,127	27.92%	633,102	7.92%	15,494	0.19%	1,259,513	15.76%	16,533	0.21%
4	9,735,526	7,585,791	77.92%	2,767,282	36.48%	3,048,200	40.18%	305,196	4.02%	26,100	0.34%	1,119,541	14.76%	23,099	0.30%

Table 4: Total Citizen Voting Age Population - Statewide Database, 2015-2019 American Community Survey 5 year estimates															
District	Total Population	CVAP Total	% CVAP Total	CVAP White	% CVAP White	CVAP Black	% CVAP Black	CVAP Latino	% CVAP Latino	American Indian CVAP	% American Indian CVAP	Asian CVAP	% Asian CVAP	Hawaiian or Pacific Islander CVAP	% Hawaiian or Pacific Islander CVAP
1	9,741,596	6,135,359	62.98%	3,167,752	51.63%	400,207	6.52%	1,842,274	30.03%	39,315	0.64%	493,254	8.04%	26,616	0.43%
2	9,998,389	6,582,852	65.84%	3,417,967	51.92%	337,815	5.13%	1,305,123	19.83%	29,644	0.45%	1,264,721	19.21%	30,941	0.47%
3	10,047,926	6,352,442	63.22%	2,149,391	33.84%	638,309	10.05%	2,468,312	38.86%	17,298	0.27%	932,648	14.68%	16,991	0.27%
4	9,735,526	6,415,746	65.90%	3,128,014	48.76%	304,044	4.74%	1,979,617	30.86%	25,145	0.39%	804,553	12.54%	23,104	0.36%

Table 5: Total Voting Age Population - Statewide Database, 2015-2019 American Community Survey 5 year estimates															
District	Total Population	CVAP Total	% CVAP Total	CVAP White	% CVAP White	CVAP Black	% CVAP Black	CVAP Latino	% CVAP Latino	American Indian CVAP	% American Indian CVAP	Asian CVAP	% Asian CVAP	Hawaiian or Pacific Islander CVAP	% Hawaiian or Pacific Islander CVAP
1	9,741,596	6,135,359	62.98%	3,167,752	51.63%	400,207	6.52%	1,842,274	30.03%	39,315	0.64%	493,254	8.04%	26,616	0.43%
2	9,998,389	6,582,852	65.84%	3,417,967	51.92%	337,815	5.13%	1,305,123	19.83%	29,644	0.45%	1,264,721	19.21%	30,941	0.47%
3	10,047,926	6,352,442	63.22%	2,149,391	33.84%	638,309	10.05%	2,468,312	38.86%	17,298	0.27%	932,648	14.68%	16,991	0.27%
4	9,735,526	6,415,746	65.90%	3,128,014	48.76%	304,044	4.74%	1,979,617	30.86%	25,145	0.39%	804,553	12.54%	23,104	0.36%

Table 6: Total Voting Age Population - Statewide Database, 2015-2019 American Community Survey 5 year estimates															
District	Total Population	CVAP Total	% CVAP Total	CVAP White	% CVAP White	CVAP Black	% CVAP Black	CVAP Latino	% CVAP Latino	American Indian CVAP	% American Indian CVAP	Asian CVAP	% Asian CVAP	Hawaiian or Pacific Islander CVAP	% Hawaiian or Pacific Islander CVAP
1	9,741,596	6,135,359	62.98%	3,167,752	51.63%	400,207	6.52%	1,842,274	30.03%	39,315	0.64%	493,254	8.04%	26,616	0.43%
2	9,998,389	6,582,852	65.84%	3,417,967	51.92%	337,815	5.13%	1,305,123	19.83%	29,644	0.45%	1,264,721	19.21%	30,941	0.47%
3	10,047,926	6,352,442	63.22%	2,149,391	33.84%	638,309	10.05%	2,468,312	38.86%	17,298	0.27%	932,648	14.68%	16,991	0.27%
4	9,735,526	6,415,746	65.90%	3,128,014	48.76%	304,044	4.74%	1,979,617	30.86%	25,145	0.39%	804,553	12.54%	23,104	0.36%

Table 7: Total Voting Age Population - Statewide Database, 2015-2019 American Community Survey 5 year estimates															
District	Total Population	CVAP Total	% CVAP Total	CVAP White	% CVAP White	CVAP Black	% CVAP Black	CVAP Latino	% CVAP Latino	American Indian CVAP	% American Indian CVAP	Asian CVAP	% Asian CVAP	Hawaiian or Pacific Islander CVAP	% Hawaiian or Pacific Islander CVAP
1	9,741,596	6,135,359	62.98%	3,167,752	51.63%	400,207	6.52%	1,842,274	30.03%	39,315	0.64%	493,254	8.04%	26,616	0.43%
2	9,998,389	6,582,852	65.84%	3,417,967	51.92%	337,815	5.13%	1,305,123	19.83%	29,644	0.45%	1,264,721	19.21%	30,941	0.47%
3	10,047,926	6,352,442	63.22%	2,149,391	33.84%	638,309	10.05%	2,468,312	38.86%	17,298	0.27%	932,648	14.68%	16,991	0.27%
4	9,735,526	6,415,746	65.90%	3,128,014	48.76%	304,044	4.74%	1,979,617	30.86%	25,145	0.39%	804,553	12.54%	23,104	0.36%

Table 8: Total Voting Age Population - Statewide Database, 2015-2019 American Community Survey 5 year estimates															
District	Total Population	CVAP Total	% CVAP Total	CVAP White	% CVAP White	CVAP Black	% CVAP Black	CVAP Latino	% CVAP Latino	American Indian CVAP	% American Indian CVAP	Asian CVAP	% Asian CVAP	Hawaiian or Pacific Islander CVAP	% Hawaiian or Pacific Islander CVAP
1	9,741,596	6,135,359	62.98%	3,167,752	51.63%	400,207	6.52%	1,842,274	30.03%	39,315	0.64%	493,254	8.04%	26,616	0.43%
2	9,998,389	6,582,852	65.84%	3,417,967	51.92%	337,815	5.13%	1,305,123	19.83%	29,644	0.45%	1,264,721	19.21%	30,941	0.47%
3	10,047,926	6,352,442	63.22%	2,149,391	33.84%	638,309	10.05%	2,468,312	38.86%	17,298	0.27%	932,648	14.68%	16,991	0.27%
4	9,735,526	6,415,746	65.90%	3,128,014	48.76%	304,044	4.74%	1,979,617	30.86%	25,145	0.39%	804,553	12.54%	23,104	0.36%

Table 9: Total Voting Age Population - Statewide Database, 2015-2019 American Community Survey 5 year estimates															
District	Total Population	CVAP Total	% CVAP Total	CVAP White	% CVAP White	CVAP Black	% CVAP Black	CVAP Latino	% CVAP Latino	American Indian CVAP	% American Indian CVAP	Asian CVAP	% Asian CVAP	Hawaiian or Pacific Islander CVAP	% Hawaiian or Pacific Islander CVAP
1	9,741,596	6,135,359	62.98%	3,167,752	51.63%	400,207	6.52%	1,842,274	30.03%	39,315	0.64%	493,254	8.04%	26,616	0.43%
2	9,998,389	6,582,852	65.84%	3,417,967	51.92%	337,815	5.13%	1,305,123	19.83%	29,644	0.45%	1,264,721	19.21%	30,941	0.47%
3	10,047,926	6,352,442	63.22%	2,149,391	33.84%	638,309	10.05%	2,468,312	38.86%	17,298	0.27%	932,648	14.68%	16,991	0.27%
4	9,735,526	6,415,746	65.90%	3,128,014	48.76%	304,044	4.74%	1,979,617	30.86%	25,145	0.39%	804,553	12.54%	23,104	0.36%

Table 10: Total Voting Age Population - Statewide Database, 2015-2019 American Community Survey 5 year estimates															
District	Total Population	CVAP Total	% CVAP Total	CVAP White	% CVAP White	CVAP Black	% CVAP Black	CVAP Latino	% CVAP Latino	American Indian CVAP	% American Indian CVAP	Asian CVAP	% Asian CVAP	Hawaiian or Pacific Islander CVAP	% Hawaiian or Pacific Islander CVAP
1	9,741,596	6,135,359	62.98%	3,167,752	51.63%	400,207	6.52%	1,842,274	30.03%	39,315	0.64%	493,254	8.04%	26,616	0.43%
2	9,998,389	6,582,852	65.84%	3,417,967	51.92%	337,815	5.13%	1,305,123	19.83%	29,644	0.45%	1,264,721	19.21%	30,941	0.47%
3	10,047,926	6,352,442	63.22%	2,149,391	33.84%	638,309	10.05%	2,468,312	38.86%	17,298	0.27%	932,648	14.68%	16,991	0.27%
4	9,735,526	6,415,746	65.90%	3,128,014	48.76%	304,044	4.74%	1,979,617	30.86%	25,145	0.39%	804,553	12.54%	23,104	0.36%

Table 11: Total Voting Age Population - Statewide Database, 2015-2019 American Community Survey 5 year estimates															
District	Total Population	CVAP Total	% CVAP Total	CVAP White	% CVAP White	CVAP Black	% CVAP Black	CVAP Latino	% CVAP Latino	American Indian CVAP	% American Indian CVAP	Asian CVAP	% Asian CVAP	Hawaiian or Pacific Islander CVAP	% Hawaiian or Pacific Islander CVAP
1	9,741,596	6,135,359	62.98%	3,167,752	51.63%	400,207	6.52%	1,842,274	30.03%	39,315	0.64%	493,254	8.04%	26,616	0.43%
2	9,998,389	6,582,852	65.84%	3,417,967	51.92%	337,815	5.13%	1,305,123	19.83%	29,644	0.45%	1,264,721	19.21%	30,941	0.47%
3	10,047,926	6,352,442	63.22%	2,149,391	33.84%	638,309	10.05%	2,468,312	38.86%	17,298	0.27%	932,648	14.68%	16,991	0.27%
4	9,735,526	6,415,746	65.90%	3,128,014	48.76%	304,044	4.74%	1,979,617	30.86%	25,145	0.39%	804,553	12.54%	23,104	0.36%

Table 12: Total Voting Age Population - Statewide Database, 2015-2019 American Community Survey 5 year estimates															
District	Total Population	CVAP Total	% CVAP Total	CVAP White	% CVAP White	CVAP Black	% CVAP Black	CVAP Latino	% CVAP Latino	American Indian CVAP	% American Indian CVAP	Asian CVAP	% Asian CVAP	Hawaiian or Pacific Islander CVAP	% Hawaiian or Pacific Islander CVAP
1	9,741,596	6,135,359	62.98%	3,167,752	51.63%	400,207	6.52%	1,842,274	30.03%	39,315	0.64%	493,254	8.04%	26,616	0.43%
2	9,998,389	6,582,852	65.84%	3,417,967	51.92%	337,815	5.13%	1,305,123	19.83%	29,644	0.45%	1,264,721	19.21%	30,941	0.47%
3	10,047,926	6,352,442	63.22%	2,149,391	33.84%	638,309	10.05%	2,468,312	38.86%	17,298	0.27%	932,648	14.68%	16,991	0.27%
4	9,735,526	6,415,746	65.90%	3,128,014	48.76%	304,044	4.74%	1,979,617	30.86%	25,145	0.39%	804,553	12.54%	23,104	0.36%

Table 13: Total Voting Age Population - Statewide Database, 2015-2019 American Community Survey 5 year estimates															
District	Total Population	CVAP Total	% CVAP Total	CVAP White	% CVAP White	CVAP Black	% CVAP Black	CVAP Latino	% CVAP Latino	American Indian CVAP	% American Indian CVAP	Asian CVAP	% Asian CVAP	Hawaiian or Pacific Islander CVAP	% Hawaiian or Pacific Islander CVAP
1	9,741,596	6,135,359	62.98%	3,167,752	51.63%	400,207	6.52%	1,842,274	30.03%	39,315	0.64%	493,254	8.04%	26,616	0.43%
2	9,998,389	6,582,852	65.84%	3,417,967	51.92%	337,815	5.13%	1,305,123	19.83%	29,644	0.45%	1,264,721	19.21%	30,941	0.47%
3	10,047,926	6,352,442	63.22%	2,149,391	33.84%	638,309	10.05%	2,468,312	38.86%	17,298	0.27%	932,648	14.68%	16,991	0.27%
4	9,735,526	6,415,746	65.90%	3,128,014	48.76%	304,044	4.74%	1,979,617	30.86%	25,145	0.39%	804,553	12.54%	23,104	0.36%

Congressional Districts

Table 1: Total Population and Deviation from Ideal			
Data source: U.S. Census Bureau 2020 P.L. 94-171 adjusted for incarcerated populations by Statewide Database			
District	Total_Population	Deviation	% Deviation
1	760,066	0	0.00%
2	760,067	1	0.00%
3	760,065	-1	0.00%
4	760,065	-1	0.00%
5	760,065	-1	0.00%
6	760,066	0	0.00%
7	760,066	0	0.00%
8	760,065	-1	0.00%
9	760,066	0	0.00%
10	760,066	0	0.00%
11	760,067	1	0.00%
12	760,065	-1	0.00%
13	760,065	-1	0.00%
14	760,065	-1	0.00%
15	760,066	0	0.00%
16	760,067	1	0.00%
17	760,066	0	0.00%
18	760,065	-1	0.00%
19	760,067	1	0.00%
20	760,067	1	0.00%
21	760,065	-1	0.00%
22	760,067	1	0.00%
23	760,066	0	0.00%
24	760,066	0	0.00%
25	760,066	0	0.00%
26	760,067	1	0.00%
27	760,067	1	0.00%
28	760,066	0	0.00%
29	760,066	0	0.00%
30	760,066	0	0.00%
31	760,066	0	0.00%
32	760,067	1	0.00%
33	760,067	1	0.00%
34	760,067	1	0.00%
35	760,067	1	0.00%
36	760,066	0	0.00%
37	760,066	0	0.00%
38	760,065	-1	0.00%
39	760,067	1	0.00%
40	760,066	0	0.00%
41	760,067	1	0.00%
42	760,066	0	0.00%
43	760,067	1	0.00%
44	760,065	-1	0.00%
45	760,067	1	0.00%
46	760,067	1	0.00%
47	760,066	0	0.00%
48	760,065	-1	0.00%
49	760,066	0	0.00%
50	760,067	1	0.00%
51	760,065	-1	0.00%
52	760,066	0	0.00%

District	Total Population	Latino	%Latino	White	% White	Black	% Black	American Indian	%American Indian	Asian	% Asian	Hawaiian or Pacific Islander	% Hawaiian or Pacific Islander	Other	% Other	Remainder of Multiracial	% Remainder of Multiracial
1	760,066	168,674	22.19%	470,764	61.94%	11,441	1.51%	13,839	1.82%	42,702	5.62%	1,977	0.26%	4,272	0.56%	46,397	6.10%
2	760,067	155,391	20.44%	494,857	65.11%	9,855	1.30%	15,567	2.05%	32,468	4.27%	1,643	0.22%	5,436	0.72%	44,850	5.90%
3	760,065	107,658	14.16%	527,693	69.43%	9,494	1.25%	6,794	0.89%	56,266	7.40%	1,519	0.20%	4,400	0.58%	46,241	6.08%
4	760,065	238,697	31.40%	391,914	51.56%	18,955	2.49%	5,071	0.67%	58,015	7.63%	2,748	0.36%	4,559	0.60%	40,106	5.28%
5	760,065	193,669	25.48%	451,671	59.43%	15,005	1.97%	6,414	0.84%	45,767	6.02%	3,034	0.40%	4,335	0.57%	40,170	5.29%
6	760,066	174,324	22.94%	358,160	47.12%	68,766	9.05%	3,943	0.52%	91,078	11.98%	6,550	0.86%	5,098	0.67%	52,147	6.86%
7	760,066	202,409	26.63%	338,259	44.50%	77,916	10.25%	3,379	0.44%	174,909	23.01%	11,787	1.55%	5,014	0.66%	46,393	6.10%
8	760,065	267,016	35.13%	181,978	23.94%	115,172	15.15%	2,212	0.29%	138,470	18.22%	6,126	0.81%	6,037	0.79%	43,054	5.66%
9	760,066	315,472	41.51%	218,118	28.70%	54,905	7.22%	3,040	0.40%	126,111	16.59%	4,665	0.61%	4,212	0.55%	33,543	4.41%
10	760,066	138,593	18.23%	362,247	47.66%	35,066	4.61%	1,630	0.21%	168,816	22.21%	2,697	0.35%	4,763	0.63%	46,254	6.09%
11	760,067	107,106	14.09%	328,242	43.19%	40,055	5.27%	1,466	0.19%	232,590	30.60%	2,508	0.33%	5,905	0.78%	42,195	5.55%
12	760,065	179,534	23.62%	249,406	32.81%	116,970	15.39%	2,002	0.26%	156,144	20.54%	3,874	0.51%	5,427	0.71%	46,708	6.15%
13	760,065	497,280	65.43%	168,166	22.13%	19,545	2.57%	3,176	0.42%	46,737	6.15%	2,486	0.33%	3,536	0.47%	19,139	2.52%
14	760,065	188,159	24.76%	194,317	25.57%	39,221	5.16%	1,602	0.21%	288,820	38.00%	8,419	1.11%	4,326	0.57%	35,201	4.63%
15	760,066	201,867	26.56%	216,763	28.52%	19,176	2.52%	962	0.13%	271,935	35.78%	9,166	1.21%	5,656	0.74%	34,541	4.54%
16	760,067	145,361	19.12%	330,179	43.44%	14,368	1.89%	1,096	0.14%	222,888	29.32%	2,288	0.30%	4,523	0.60%	39,364	5.18%
17	760,066	124,180	16.34%	158,606	20.87%	14,967	1.97%	1,041	0.14%	427,569	56.25%	2,797	0.37%	3,863	0.51%	27,043	3.56%
18	760,065	497,849	65.50%	139,755	18.39%	12,610	1.66%	2,088	0.27%	83,322	10.96%	1,828	0.24%	3,647	0.48%	18,966	2.50%
19	760,067	187,658	24.69%	366,442	48.21%	16,414	2.16%	2,220	0.29%	141,729	18.65%	2,659	0.35%	4,461	0.59%	38,484	5.06%
20	760,067	256,296	33.72%	376,499	49.53%	24,465	3.22%	6,635	0.87%	55,322	7.28%	1,365	0.18%	4,409	0.58%	35,076	4.61%
21	760,065	488,680	64.29%	135,852	17.87%	35,786	4.71%	4,115	0.54%	74,111	9.75%	733	0.10%	3,811	0.50%	16,977	2.23%
22	760,067	560,774	73.78%	118,980	15.65%	30,003	3.95%	4,115	0.55%	28,197	3.71%	776	0.10%	3,334	0.44%	13,818	1.82%
23	760,066	315,549	41.52%	302,945	39.86%	64,657	8.51%	3,963	0.52%	32,663	4.30%	2,881	0.38%	4,798	0.63%	32,610	4.29%
24	760,066	293,830	38.66%	379,230	49.89%	9,580	1.26%	2,816	0.37%	37,760	4.97%	912	0.12%	4,318	0.57%	31,620	4.16%
25	760,066	492,481	64.79%	186,235	24.50%	31,305	4.12%	7,065	0.93%	21,142	2.78%	1,106	0.15%	3,181	0.42%	17,551	2.31%
26	760,067	326,572	42.97%	321,851	42.35%	12,799	1.68%	1,580	0.21%	62,954	8.28%	1,256	0.17%	3,993	0.53%	29,062	3.82%
27	760,067	322,512	42.43%	256,708	33.77%	73,902	9.72%	2,113	0.28%	68,443	9.00%	1,039	0.14%	4,996	0.66%	30,354	3.99%
28	760,066	201,974	26.57%	206,811	27.21%	27,667	3.64%	1,074	0.14%	292,530	38.49%	589	0.08%	3,721	0.49%	25,700	3.38%
29	760,066	488,578	64.28%	162,054	21.32%	28,956	3.81%	1,223	0.16%	58,895	7.75%	665	0.09%	4,387	0.58%	15,308	2.01%
30	760,066	178,008	23.42%	422,161	55.54%	25,754	3.39%	1,148	0.15%	95,219	12.53%	640	0.08%	5,068	0.67%	32,068	4.22%
31	760,066	460,464	60.58%	113,842	14.98%	17,890	2.35%	1,485	0.20%	148,322	19.51%	733	0.10%	3,414	0.45%	13,916	1.83%
32	760,067	194,247	25.56%	398,035	52.37%	31,762	4.18%	1,101	0.14%	93,779	12.34%	740	0.10%	5,532	0.73%	34,871	4.59%
33	760,067	470,902	61.96%	132,971	17.49%	74,936	9.86%	2,218	0.29%	52,922	6.96%	2,084	0.27%	4,023	0.53%	20,011	2.63%
34	760,067	497,280	65.43%	82,569	10.86%	30,947	4.07%	1,685	0.22%	128,548	16.91%	506	0.07%	3,863	0.51%	14,669	1.93%
35	760,067	490,236	64.50%	112,267	14.77%	45,353	5.97%	1,708	0.22%	88,406	11.63%	1,490	0.20%	3,931	0.52%	16,676	2.19%
36	760,066	126,932	16.70%	420,849	55.37%	26,663	3.51%	1,221	0.16%	131,473	17.30%	1,404	0.18%	5,838	0.77%	45,686	6.01%
37	760,066	409,691	53.90%	99,490	13.09%	171,387	22.55%	1,227	0.16%	47,245	6.22%	698	0.09%	6,300	0.83%	24,028	3.16%
38	760,065	464,502	61.11%	102,413	13.47%	14,332	1.89%	1,636	0.22%	159,469	20.98%	1,223	0.16%	3,272	0.43%	13,218	1.74%
39	760,067	473,337	62.28%	148,112	19.49%	64,604	8.50%	2,343	0.31%	44,034	5.79%	2,485	0.33%	4,201	0.55%	20,951	2.76%
40	760,066	191,405	25.18%	368,663	48.50%	12,409	1.63%	1,120	0.15%	144,467	19.01%	1,325	0.17%	3,841	0.51%	36,836	4.85%
41	760,067	290,858	38.27%	334,941	44.07%	35,816	4.71%	2,816	0.37%	59,123	7.78%	2,123	0.28%	3,975	0.52%	30,415	4.00%
42	760,066	489,779	64.44%	137,105	18.04%	48,269	6.35%	1,585	0.21%	57,249	7.53%	2,271	0.30%	3,974	0.52%	19,834	2.61%
43	760,067	433,512	57.04%	52,450	6.90%	182,478	24.01%	1,174	0.15%	62,451	8.22%	3,138	0.41%	5,024	0.66%	19,840	2.61%
44	760,065	464,204	60.87%	94,688	12.46%	83,013	10.92%	1,513	0.20%	86,441	11.37%	6,485	0.85%	3,967	0.52%	19,754	2.60%
45	760,067	228,657	30.08%	191,564	25.20%	16,292	2.14%	1,207	0.16%	291,651	38.37%	2,671	0.35%	3,146	0.41%	24,879	3.27%
46	760,067	495,991	65.26%	112,657	14.82%	13,766	1.81%	1,401	0.18%	116,358	15.31%	2,412	0.32%	2,952	0.39%	14,530	1.91%
47	760,066	131,641	17.32%	381,669	50.22%	11,448	1.51%	1,147	0.15%	188,227	24.76%	1,441	0.19%	4,366	0.57%	40,127	5.28%

Table 2: Total Population

Data source: U.S. Census Bureau 2020 P.L. 94-171 adjusted for incarcerated populations by Statewide Database

District	Total Population	Latino	%Latino	White	% White	Black	% Black	American Indian	%American Indian	Asian	% Asian	Hawaiian or Pacific Islander	% Hawaiian or Pacific Islander	Other	% Other	Remainder of Multiracial	% Remainder of Multiracial
48	760,065	223,522	29.41%	404,879	53.27%	23,422	3.08%	7,755	1.02%	52,660	6.93%	2,393	0.31%	4,147	0.55%	41,287	5.43%
49	760,066	206,882	27.22%	439,259	57.79%	16,080	2.12%	2,128	0.28%	48,765	6.42%	3,460	0.46%	4,118	0.54%	39,374	5.18%
50	760,067	164,328	21.62%	415,912	54.72%	19,953	2.63%	1,806	0.24%	108,905	14.33%	1,536	0.20%	5,002	0.66%	42,625	5.61%
51	760,065	190,017	25.00%	346,781	45.63%	44,305	5.83%	2,066	0.27%	122,351	16.10%	3,371	0.44%	4,733	0.62%	46,441	6.11%
52	760,066	457,390	60.18%	101,294	13.33%	56,514	7.44%	1,541	0.20%	111,695	14.70%	3,487	0.46%	3,187	0.42%	24,958	3.28%

Table 3: Total Voting Age Population Data source: U.S. Census Bureau 2020 p.L. 94-171 adjusted for incarcerated populations by Statewide Database																			
District	Total Population	Total VAP	% Total VAP	Latino VAP	% Latino VAP	White VAP	% White VAP	Black VAP	% Black VAP	American Indian VAP	% American Indian VAP	Asian VAP	% Asian VAP	Hawaiian or Pacific Islander VAP	% Hawaiian or Pacific Islander VAP	Other VAP	% Other VAP	Remainder of Multiracial VAP	% Remainder of Multiracial VAP
1	760,066	588,093	77.37%	112,571	19.14%	387,636	65.91%	9,030	1.54%	10,261	1.74%	32,690	5.56%	1,554	0.26%	3,211	0.55%	31,170	5.30%
2	760,067	608,823	80.10%	107,796	17.17%	419,330	68.88%	8,162	1.34%	11,202	1.84%	27,119	4.45%	1,345	0.22%	4,174	0.69%	29,695	4.88%
3	760,065	599,321	78.85%	72,908	12.17%	436,399	72.87%	7,529	1.26%	5,247	0.88%	42,859	7.15%	1,243	0.21%	3,295	0.55%	29,841	4.98%
4	760,065	606,240	79.76%	166,854	27.52%	337,555	55.68%	15,567	2.57%	4,023	0.66%	49,050	8.09%	2,275	0.38%	3,532	0.58%	27,384	4.52%
5	760,065	594,548	78.22%	131,880	22.18%	376,607	63.34%	11,897	2.00%	5,042	0.85%	35,966	6.05%	2,462	0.41%	3,221	0.54%	27,473	4.62%
6	760,066	580,860	76.42%	118,062	20.33%	296,343	51.02%	52,062	8.96%	3,207	0.55%	69,281	11.93%	5,004	0.86%	3,766	0.65%	33,135	5.70%
7	760,066	584,794	76.94%	140,548	24.03%	204,224	34.92%	60,014	10.26%	2,688	0.46%	134,913	23.07%	8,978	1.54%	3,628	0.62%	29,801	5.10%
8	760,065	590,587	77.70%	186,009	31.50%	158,885	26.90%	91,145	15.43%	1,790	0.30%	115,729	19.60%	4,819	0.82%	4,372	0.74%	27,838	4.71%
9	760,066	559,859	73.66%	210,713	37.64%	182,469	32.59%	41,300	7.38%	2,426	0.43%	95,032	16.97%	3,557	0.64%	3,064	0.55%	21,298	3.80%
10	760,066	585,495	77.03%	97,175	16.60%	300,298	51.29%	26,947	4.60%	1,316	0.22%	126,980	21.69%	2,139	0.37%	3,361	0.57%	27,279	4.66%
11	760,067	665,870	87.61%	87,889	13.20%	296,973	44.60%	34,852	5.23%	1,312	0.20%	208,437	31.30%	2,069	0.31%	4,875	0.73%	29,463	4.42%
12	760,065	622,597	81.91%	131,750	21.16%	218,609	35.11%	97,281	15.63%	1,624	0.26%	135,322	21.74%	2,895	0.46%	4,205	0.68%	30,911	4.96%
13	760,065	536,737	70.62%	327,686	61.05%	138,762	25.76%	15,012	2.80%	2,523	0.47%	35,948	6.70%	1,874	0.35%	2,451	0.46%	12,981	2.42%
14	760,065	593,383	78.07%	135,167	22.78%	167,001	28.14%	31,585	5.32%	1,268	0.21%	225,974	38.08%	6,727	1.13%	3,055	0.51%	22,606	3.81%
15	760,066	610,975	80.38%	150,720	24.67%	184,255	30.16%	16,710	2.73%	796	0.13%	226,408	37.06%	7,232	1.18%	3,387	0.68%	20,681	3.38%
16	760,067	601,756	79.17%	104,871	17.43%	278,210	46.23%	12,054	2.00%	908	0.15%	177,733	29.54%	1,861	0.31%	3,311	0.55%	22,808	3.79%
17	760,066	604,629	79.55%	91,489	15.13%	138,100	22.84%	12,293	2.03%	714	0.12%	340,230	56.27%	2,258	0.37%	2,848	0.47%	16,697	2.76%
18	760,065	566,896	74.59%	345,625	60.97%	120,716	21.30%	10,644	1.88%	1,715	0.30%	70,914	12.51%	1,467	0.26%	2,622	0.46%	13,133	2.32%
19	760,067	611,107	80.40%	134,705	22.04%	315,648	51.65%	13,790	2.26%	1,939	0.32%	113,449	18.56%	2,207	0.36%	3,359	0.55%	26,010	4.26%
20	760,067	566,298	74.51%	169,518	29.93%	303,558	53.62%	18,334	3.24%	5,085	0.90%	42,719	7.54%	1,049	0.19%	3,022	0.53%	22,913	4.05%
21	760,065	535,159	70.41%	324,874	60.71%	113,000	21.12%	25,697	4.80%	3,063	0.57%	54,000	10.09%	570	0.11%	2,655	0.50%	11,300	2.11%
22	760,067	520,872	68.53%	364,858	70.05%	97,351	18.69%	21,324	4.09%	3,054	0.59%	22,428	4.31%	555	0.11%	2,123	0.41%	9,179	1.76%
23	760,066	567,431	74.66%	210,902	37.17%	251,727	44.36%	46,256	8.15%	3,300	0.58%	27,823	4.90%	2,143	0.38%	3,400	0.60%	21,880	3.86%
24	760,066	607,415	79.92%	206,090	33.93%	330,484	54.41%	8,270	1.36%	2,312	0.38%	33,645	5.54%	741	0.12%	3,376	0.56%	22,497	3.70%
25	760,066	563,295	74.11%	339,965	60.35%	162,087	28.77%	23,529	4.18%	5,070	0.90%	17,725	3.15%	825	0.15%	2,153	0.38%	11,941	2.12%
26	760,067	588,606	77.44%	230,342	39.13%	271,725	46.16%	10,605	1.80%	1,284	0.22%	51,767	8.79%	1,020	0.17%	2,889	0.49%	18,574	3.22%
27	760,067	577,306	75.30%	224,506	39.23%	213,335	37.26%	53,984	9.43%	1,694	0.30%	54,886	9.59%	837	0.15%	3,481	0.61%	19,683	3.44%
28	760,066	621,567	81.78%	153,705	24.73%	179,545	28.89%	23,741	3.82%	880	0.14%	244,327	39.31%	456	0.07%	2,736	0.44%	16,175	2.60%
29	760,066	596,033	78.42%	364,092	61.09%	140,066	23.50%	24,804	4.16%	1,033	0.17%	51,224	8.59%	550	0.09%	2,993	0.50%	11,271	1.89%
30	760,066	651,744	85.75%	143,455	22.01%	371,389	56.98%	23,434	3.60%	959	0.15%	83,800	12.86%	519	0.08%	4,089	0.63%	24,099	3.70%
31	760,066	599,429	78.87%	344,238	57.43%	100,167	16.71%	15,184	2.53%	1,295	0.22%	125,889	21.00%	620	0.10%	2,365	0.39%	9,671	1.61%
32	760,067	621,809	81.81%	146,365	23.54%	339,908	54.66%	26,822	4.31%	907	0.15%	79,211	12.74%	604	0.10%	4,012	0.65%	23,980	3.86%
33	760,067	556,317	73.19%	325,991	58.60%	111,424	20.03%	57,533	10.34%	1,764	0.32%	42,340	7.61%	1,499	0.27%	2,822	0.51%	12,944	2.33%
34	760,067	612,908	80.64%	377,917	61.66%	75,482	12.32%	27,821	4.54%	1,383	0.23%	116,091	18.94%	416	0.07%	2,679	0.44%	11,119	1.81%
35	760,067	573,143	75.41%	351,928	61.40%	96,406	16.82%	36,143	6.31%	1,367	0.24%	72,215	12.60%	1,153	0.20%	2,725	0.48%	11,206	1.96%
36	760,066	636,444	83.74%	98,903	15.54%	365,480	57.43%	22,870	3.59%	1,030	0.16%	112,551	17.68%	1,152	0.18%	4,588	0.72%	29,870	4.69%
37	760,066	597,024	78.55%	299,770	50.21%	86,609	14.51%	142,690	23.90%	1,047	0.18%	43,366	7.26%	570	0.10%	4,720	0.79%	18,252	3.06%
38	760,065	603,028	79.34%	351,515	58.29%	90,886	15.07%	12,055	2.00%	1,418	0.24%	134,516	22.33%	997	0.17%	2,285	0.38%	9,566	1.53%
39	760,067	564,244	74.24%	330,032	58.49%	126,076	22.34%	50,002	8.86%	1,892	0.34%	37,132	6.58%	1,888	0.33%	2,911	0.52%	14,311	2.54%
40	760,066	603,225	79.36%	137,556	22.80%	311,069	51.57%	10,417	1.73%	933	0.15%	116,390	19.29%	1,042	0.17%	2,787	0.47%	23,031	3.82%
41	760,067	591,459	77.82%	202,329	34.21%	285,940	48.34%	28,335	4.79%	2,287	0.39%	47,845	8.09%	1,660	0.28%	2,861	0.48%	20,202	3.42%
42	760,066	589,612	77.57%	359,948	61.05%	121,502	20.61%	39,118	6.63%	1,353	0.23%	48,598	8.30%	1,904	0.32%	2,810	0.48%	14,019	2.38%
43	760,067	574,835	75.63%	309,772	53.89%	45,569	7.93%	145,342	25.28%	900	0.16%	53,186	9.25%	2,433	0.42%	3,497	0.61%	14,136	2.46%
44	760,065	587,509	77.30%	340,237	57.91%	84,061	14.31%	66,421	11.31%	1,312	0.22%	73,990	12.59%	5,121	0.87%	2,732	0.47%	13,635	2.32%
45	760,067	605,421	79.65%	165,397	27.32%	166,331	27.49%	13,272	2.19%	1,048	0.17%	238,572	39.41%	2,146	0.37%	2,319	0.38%	16,236	2.68%
46	760,067	582,217	76.60%	356,346	61.21%	100,354	17.24%	11,464	1.97%	1,147	0.20%	98,632	16.94%	1,924	0.33%	2,048	0.35%	10,302	1.77%
47	760,066	617,109	81.19%	98,991	16.04%	377,125	53.01%	9,569	1.55%	969	0.16%	149,571	24.24%	1,151	0.19%	3,354	0.54%	26,379	4.27%
48	760,065	583,680	76.79%	153,163	26.24%	332,822	57.02%	18,266	3.13%	5,712	0.98%	42,830	7.34%	1,959	0.34%	2,944	0.50%	25,984	4.45%
49	760,066	601,528	79.14%	147,601	24.54%	366,264	60.89%	13,542	2.25%	1,821	0.30%	41,253	6.86%	2,781	0.46%	3,163	0.53%	25,103	4.17%
50	760,067	620,725	81.67%	121,504	19.57%	358,893	57.82%	17,195	2.77%	1,567	0.25%	88,449	14.22%	1,332	0.21%	3,892	0.63%	28,103	4.53%
51	760,065	608,749	80.09%	137,752	22.63%	295,227	48.50%	35,057	5.76%	1,738	0.29%	102,664	16.80%	2,834	0.47%	3,575	0.59%	30,302	4.98%
52	760,066	578,638	76.13%	331,656	57.32%	88,030	15.21%	44,490	7.69%	1,292	0.22%	92,090	15.91%	2,815	0.49%	2,186	0.38%	16,079	2.78%

District	Total Population	CVAP Total	% CVAP Total	CVAP White	% CVAP White	CVAP Black	% CVAP Black	CVAP Latino	% CVAP Latino	American Indian	% American Indian	Asian	% Asian	Hawaiian or Pacific Islander	% Hawaiian or Pacific Islander	CVAP Other	% CVAP Other
1	760,066	549,317	72.27%	412,356	75.07%	9,472	1.72%	77,151	14.04%	8,525	1.55%	23,536	4.28%	1,216	0.22%	2,491	0.45%
2	760,067	556,787	73.25%	440,520	79.12%	7,945	1.43%	61,121	10.98%	10,210	1.83%	19,163	3.44%	975	0.18%	2,508	0.45%
3	760,065	549,549	72.30%	438,686	79.83%	7,053	1.28%	55,915	10.17%	4,013	0.73%	27,481	5.00%	1,050	0.19%	2,191	0.40%
4	760,065	530,038	69.74%	352,678	66.54%	15,236	2.87%	105,859	19.97%	3,743	0.71%	36,467	6.88%	1,535	0.29%	2,931	0.55%
5	760,065	546,713	71.95%	389,929	71.32%	11,525	2.11%	99,281	18.16%	4,131	0.76%	27,521	5.03%	2,020	0.37%	1,931	0.35%
6	760,066	494,581	65.07%	288,509	58.33%	50,627	10.24%	83,580	16.90%	2,429	0.49%	46,912	9.49%	3,270	0.66%	3,946	0.80%
7	760,066	500,291	65.82%	209,777	41.93%	59,669	11.93%	102,018	20.39%	2,172	0.43%	99,246	19.84%	7,408	1.48%	5,359	1.07%
8	760,066	480,805	63.26%	168,268	35.00%	88,733	18.46%	109,496	22.77%	1,571	0.33%	87,663	18.23%	3,588	0.75%	5,946	1.24%
9	760,066	453,987	59.73%	194,743	42.90%	36,390	8.02%	140,803	31.01%	1,478	0.33%	63,896	14.07%	2,382	0.52%	3,825	0.84%
10	760,066	503,022	66.18%	312,970	62.22%	24,566	4.88%	67,198	13.36%	832	0.17%	76,959	15.30%	2,143	0.43%	4,052	0.81%
11	760,067	568,435	74.79%	284,633	50.07%	31,722	5.58%	61,235	10.77%	1,229	0.22%	169,135	29.75%	1,626	0.29%	3,650	0.64%
12	760,065	511,002	67.23%	213,077	41.70%	97,261	19.03%	144,508	28.28%	2,042	0.40%	100,754	19.72%	2,781	0.54%	5,058	0.99%
13	760,065	393,777	51.81%	146,114	37.11%	15,199	3.86%	197,735	50.21%	2,066	0.52%	23,112	5.87%	1,647	0.42%	1,901	0.48%
14	760,065	483,036	63.55%	186,880	38.69%	33,412	6.92%	93,400	19.34%	1,948	0.40%	146,965	30.43%	5,629	1.17%	4,209	0.87%
15	760,066	498,304	65.56%	185,250	37.18%	17,918	3.60%	97,499	19.57%	928	0.19%	177,123	35.55%	6,595	1.32%	3,734	0.75%
16	760,067	489,894	64.43%	277,655	56.70%	10,730	2.19%	67,044	13.69%	793	0.16%	116,965	23.89%	1,597	0.33%	2,742	0.56%
17	760,066	431,867	56.82%	142,667	33.03%	13,817	3.20%	66,361	15.37%	764	0.18%	194,314	44.99%	2,037	0.47%	2,523	0.58%
18	760,065	400,085	52.64%	123,283	30.81%	10,214	2.55%	202,060	50.50%	1,479	0.37%	51,786	12.94%	1,567	0.39%	2,324	0.58%
19	760,067	544,300	71.61%	329,594	60.55%	13,092	2.41%	95,032	17.46%	1,643	0.30%	86,442	15.88%	2,161	0.40%	4,213	0.77%
20	760,067	500,385	65.83%	310,816	62.12%	17,898	3.58%	127,062	25.39%	3,878	0.78%	30,319	6.06%	755	0.15%	1,816	0.36%
21	760,065	421,048	55.40%	120,662	28.66%	25,793	6.13%	224,513	53.32%	2,382	0.57%	39,143	9.30%	625	0.15%	1,503	0.36%
22	760,067	377,384	49.65%	107,873	28.58%	22,333	5.92%	224,189	59.41%	2,342	0.62%	14,204	3.76%	330	0.09%	861	0.23%
23	760,066	483,628	63.63%	252,739	52.26%	40,059	8.28%	158,828	32.84%	2,713	0.56%	17,085	3.53%	1,899	0.39%	2,170	0.45%
24	760,066	522,242	68.71%	341,375	65.37%	10,267	1.97%	131,998	25.28%	2,505	0.48%	23,934	4.58%	503	0.10%	1,859	0.36%
25	760,066	455,219	59.89%	170,047	37.35%	22,069	4.85%	238,991	52.50%	4,848	1.06%	11,819	2.60%	547	0.12%	1,258	0.28%
26	760,067	503,800	66.28%	281,765	55.93%	10,749	2.13%	159,001	31.56%	1,293	0.26%	39,320	7.80%	1,099	0.22%	1,881	0.37%
27	760,067	475,645	62.58%	213,697	44.93%	48,486	10.19%	158,420	33.31%	2,435	0.51%	42,240	8.88%	1,067	0.22%	2,132	0.45%
28	760,066	519,088	68.30%	178,483	34.38%	23,598	4.53%	239,904	46.23%	921	0.18%	179,217	34.53%	443	0.09%	2,451	0.47%
29	760,066	439,412	57.81%	131,385	29.90%	13,385	3.04%	238,242	54.22%	1,382	0.26%	64,572	11.94%	905	0.17%	3,034	0.56%
30	760,066	540,712	71.14%	330,766	61.17%	22,499	4.16%	106,347	19.67%	1,382	0.26%	64,572	11.94%	905	0.17%	3,034	0.56%
31	760,066	484,948	63.80%	105,589	21.77%	15,117	3.12%	265,096	54.66%	1,041	0.21%	89,779	18.51%	859	0.18%	2,184	0.45%
32	760,067	544,080	71.58%	336,200	61.79%	26,268	4.83%	106,362	19.66%	1,529	0.28%	59,258	10.89%	1,827	0.34%	2,584	0.47%
33	760,067	458,222	60.29%	118,342	25.83%	59,338	12.95%	240,582	52.50%	1,337	0.29%	26,949	5.88%	1,382	0.30%	2,225	0.49%
34	760,067	422,807	55.63%	67,268	15.91%	27,530	6.51%	236,944	56.04%	1,470	0.35%	81,280	19.22%	489	0.12%	1,755	0.42%
35	760,067	452,910	59.59%	103,682	22.89%	33,466	7.39%	259,793	57.36%	1,295	0.29%	43,024	9.50%	763	0.17%	2,260	0.50%
36	760,066	543,290	71.48%	339,961	62.57%	22,716	4.18%	78,590	14.47%	771	0.14%	81,294	14.96%	720	0.13%	3,749	0.69%
37	760,066	429,294	56.48%	72,336	16.85%	152,726	35.58%	166,235	38.72%	768	0.18%	26,878	6.26%	377	0.09%	2,231	0.52%
38	760,065	513,520	67.56%	102,034	19.87%	12,135	2.36%	285,685	55.63%	1,893	0.37%	105,653	20.57%	1,246	0.24%	1,517	0.30%
39	760,067	469,914	61.83%	137,628	29.29%	52,253	11.12%	240,390	51.16%	1,456	0.31%	28,809	6.13%	1,165	0.25%	1,533	0.33%
40	760,066	534,780	70.36%	323,518	60.50%	10,816	2.02%	101,048	18.90%	971	0.18%	86,331	16.14%	866	0.16%	2,040	0.38%
41	760,067	523,538	68.88%	291,989	55.77%	27,267	5.21%	155,383	29.68%	1,364	0.30%	40,355	8.92%	1,517	0.34%	2,072	0.40%
42	760,066	452,163	59.49%	127,198	28.13%	37,938	8.39%	236,424	52.29%	1,364	0.30%	40,355	8.92%	1,517	0.34%	2,072	0.40%
43	760,067	431,321	56.75%	44,729	10.37%	146,275	33.91%	189,861	44.02%	636	0.15%	38,178	8.85%	1,593	0.37%	2,569	0.60%
44	760,066	456,512	60.06%	85,268	18.68%	66,846	14.64%	232,889	51.01%	1,364	0.30%	40,355	8.92%	1,517	0.34%	2,072	0.40%
45	760,067	505,783	66.54%	180,093	35.61%	14,036	2.78%	116,476	23.03%	1,448	0.29%	181,694	35.92%	1,828	0.36%	3,127	0.62%
46	760,067	417,412	54.92%	108,576	26.01%	10,937	2.62%	210,839	50.51%	788	0.19%	77,197	18.49%	2,170	0.52%	1,249	0.30%
47	760,066	504,593	66.39%	320,898	63.60%	8,361	1.66%	68,423	13.56%	1,323	0.26%	89,740	17.78%	1,549	0.31%	2,682	0.53%
48	760,065	531,977	69.99%	344,643	64.79%	18,370	3.45%	113,941	21.40%	5,576	1.05%	32,365	6.08%	2,181	0.41%	4,017	0.76%
49	760,066	542,969	71.44%	369,776	68.10%	14,701	2.71%	109,071	20.09%	1,936	0.36%	32,141	5.92%	1,946	0.36%	2,921	0.54%
50	760,067	350,218	69.80%	350,218	69.80%	17,546	3.31%	88,396	16.66%	1,816	0.34%	54,945	10.36%	1,587	0.30%	3,563	0.67%
51	760,065	543,127	71.46%	302,481	55.69%	35,060	6.46%	106,186	19.55%	1,234	0.23%	76,977	14.17%	2,698	0.50%	4,012	0.74%
52	760,066	468,531	61.64%	93,500	19.96%	46,439	9.91%	238,533	50.91%	781	0.17%	75,556	16.13%	3,172	0.68%	3,401	0.73%

APPENDIX 4

County and City Report, By District
(Assembly, Senate, Board of Equalization,
and Congressional)

All Plan Types: Splits Summary

	Assembly	Senate	BOE	Congressional
Counties split in two	11	8	1	13
Counties split in three	6	6	0	7
# Total Counties split	28	20	1	29
Cities split in two	43	60	0	31
Cities split in three	9	5	0	2
Total cities split	56	69	0	35

*count for total Cities and County splits include Counties and Cities in which the total population is larger than the Ideal Population for each district type. Multiple districts may be included in these jurisdictions.

	Assembly	Senate	BOE	Congressional
Counties split in two	11	8	1	13
Counties split in three	6	6	0	7
# Total Counties split	28	20	1	29
Cities split in two	43	60	0	31
Cities split in three	9	5	0	2
Total cities split	56	69	0	35

Split across	# of districts	Number of Counties	
1	31	31 counties are not split	
2	10	10 county/counties are split across 2 districts	
3	6	6 county/counties are split across 3 districts	
4	3	3 county/counties are split across 4 districts	
5	2	2 county/counties are split across 5 districts	
6	2	2 county/counties are split across 6 districts	
7	1	1 county/counties are split across 7 districts	
9	1	1 county/counties are split across 9 districts	
10	1	1 county/counties are split across 10 districts	
24	1	1 county/counties are split across 24 districts	

COUNTY NAME	DISTRICT	Total Population
Alpine	1	1,207
Amador	1	27,639
El Dorado	1	57,759
Lassen	1	25,286
Modoc	1	8,673
Nevada	1	102,284
Placer	1	33,065
Plumas	1	19,839
Shasta	1	183,199
Sierra	1	3,244
Siskiyou	1	44,207
Del Norte	2	25,140
Humboldt	2	136,810
Mendocino	2	91,624
Sonoma	2	235,129
Trinity	2	16,101
Butte	3	212,549
Glenn	3	28,916
Placer	3	7,475
Sutter	3	99,926
Tehama	3	65,973
Yuba	3	81,993
Colusa	4	21,898
Lake	4	68,401
Napa	4	138,298
Sonoma	4	30,361
Yolo	4	216,922
El Dorado	5	133,698
Placer	5	364,767
Sacramento	6	518,242
Sacramento	7	491,703

Calaveras	8	30,991
Fresno	8	321,191
Inyo	8	18,963
Madera	8	47,189
Mariposa	8	17,094
Mono	8	13,217
Tuolumne	8	53,008
Amador	9	8,953
Calaveras	9	14,315
Sacramento	9	55,548
San Joaquin	9	287,388
Stanislaus	9	103,816
Sacramento	10	518,416
Contra Costa	11	66,089
Sacramento	11	975
Solano	11	447,857
Marin	12	258,555
San Francisco	12	-
Sonoma	12	224,223
San Joaquin	13	489,925
Alameda	14	203,921
Contra Costa	14	271,784
Contra Costa	15	512,289
Alameda	16	198,309
Contra Costa	16	317,907
San Francisco	17	518,498
Alameda	18	485,267
San Francisco	18	-
San Francisco	19	356,495
San Mateo	19	147,376
Alameda	20	516,830
San Mateo	21	493,702
Merced	22	20,674
Stanislaus	22	450,914
San Mateo	23	124,339
Santa Clara	23	349,661
Alameda	24	279,141
Santa Clara	24	199,285
Santa Clara	25	497,894
Santa Clara	26	472,660
Fresno	27	148,298
Madera	27	103,924
Merced	27	260,425
Santa Clara	28	349,372

Santa Cruz	28	123,742
Monterey	29	286,401
San Benito	29	64,338
Santa Clara	29	71,268
Santa Cruz	29	73,403
Monterey	30	148,259
San Luis Obispo	30	251,853
Santa Cruz	30	74,207
Fresno	31	498,044
Kern	32	364,012
Tulare	32	151,003
Fresno	33	40,993
Kings	33	140,322
Tulare	33	324,053
Kern	34	45,825
Los Angeles	34	145,214
San Bernardino	34	327,666
Kern	35	482,837
Imperial	36	173,626
Riverside	36	289,258
San Bernardino	36	7,018
San Luis Obispo	37	27,363
Santa Barbara	37	446,704
Ventura	38	485,654
Los Angeles	39	275,579
San Bernardino	39	209,176
Los Angeles	40	517,085
Los Angeles	41	363,672
San Bernardino	41	121,346
Los Angeles	42	159,714
Ventura	42	357,789
Los Angeles	43	508,082
Los Angeles	44	514,568
San Bernardino	45	490,577
Los Angeles	46	501,777
Ventura	46	1,947
Riverside	47	404,594
San Bernardino	47	114,057
Los Angeles	48	482,665
Los Angeles	49	474,851
San Bernardino	50	489,965
Los Angeles	51	497,330
Los Angeles	52	518,060
Los Angeles	53	155,466

San Bernardino	53	320,248
Los Angeles	54	505,678
Los Angeles	55	476,444
Los Angeles	56	493,173
Los Angeles	57	507,191
Riverside	58	483,451
San Bernardino	58	13,185
Orange	59	383,662
San Bernardino	59	86,914
Riverside	60	469,942
Los Angeles	61	491,779
Los Angeles	62	472,817
Riverside	63	478,438
Los Angeles	64	449,077
Orange	64	63,234
Los Angeles	65	503,396
Los Angeles	66	474,015
Los Angeles	67	80,374
Orange	67	392,920
Orange	68	485,224
Los Angeles	69	479,919
Orange	70	472,278
Orange	71	202,591
Riverside	71	291,755
Orange	72	495,360
Orange	73	500,525
Orange	74	197,216
San Diego	74	314,986
San Diego	75	471,193
San Diego	76	471,670
San Diego	77	508,556
San Diego	78	492,156
San Diego	79	526,597
San Diego	80	517,104

COUNTY NAME	districts	DISTRICT	Contains # of Counties
Alameda	5	1	11
Amador	2	10	1
Calaveras	2	11	3
Contra Costa	4	12	3
El Dorado	2	13	1
Fresno	4	14	2
Kern	3	15	1
Los Angeles	24	16	2
Madera	2	17	1
Merced	2	18	2
Monterey	2	19	2
Orange	9	2	5
Placer	3	20	1
Riverside	6	21	1
Sacramento	5	22	2
San Bernardino	10	23	2
San Diego	7	24	2
San Francisco	4	25	1
San Joaquin	2	26	1
San Luis Obispo	2	27	3
San Mateo	3	28	2
Santa Clara	6	29	4
Santa Cruz	3	3	6
Sonoma	3	30	3
Stanislaus	2	31	1
Tulare	2	32	2
Ventura	3	33	3
		34	3
		35	1
		36	3
		37	2
		38	1
		39	2
		4	5
		40	1
		41	2
		42	2
		43	1
		44	1
		45	1
		46	2
		47	2
		48	1

49	1
5	2
50	1
51	1
52	1
53	2
54	1
55	1
56	1
57	1
58	2
59	2
6	1
60	1
61	1
62	1
63	1
64	2
65	1
66	1
67	2
68	1
69	1
7	1
70	1
71	2
72	1
73	1
74	2
75	1
76	1
77	1
78	1
79	1
8	7
80	1
9	5

Split across # of districts	Number of Cities	
1	426	426 municipalities are not split
2	44	44 municipality/municipalities are split across 2 districts
3	8	8 municipality/municipalities are split across 3 districts
4	1	1 municipality/municipalities are split across 4 districts
5	1	1 municipality/municipalities are split across 5 districts
6	1	1 municipality/municipalities are split across 6 districts
13	1	1 municipality/municipalities are split across 13 districts

Place Name	DISTRICT	Total Population
Alturas city	1	2,735
Amador City city	1	201
Anderson city	1	11,408
Colfax city	1	2,000
Dorris city	1	866
Dunsmuir city	1	1,713
Etna city	1	682
Fort Jones city	1	699
Grass Valley city	1	14,043
Jackson city	1	5,037
Loyalton city	1	741
Montague city	1	1,233
Mount Shasta city	1	3,237
Nevada City city	1	3,160
Plymouth city	1	1,082
Portola city	1	2,113
Redding city	1	94,245
Shasta Lake city	1	10,452
South Lake Tahoe city	1	21,393
Susanville city	1	10,319
Sutter Creek city	1	2,653
Truckee town	1	16,740
Tulelake city	1	905
Weed city	1	2,873
Yreka city	1	7,856
Arcata city	2	18,898
Blue Lake city	2	1,213
Cloverdale city	2	9,011
Crescent City city	2	4,038
Eureka city	2	26,635
Ferndale city	2	1,404
Fort Bragg city	2	7,006
Fortuna city	2	12,557
Healdsburg city	2	11,360
Point Arena city	2	461
Rio Dell city	2	3,397
Santa Rosa city	2	115,482
Sebastopol city	2	7,533
Trinidad city	2	311
Ukiah city	2	16,650
Willits city	2	5,011
Windsor town	2	26,378
Biggs city	3	1,970

Chico city	3	101,823
Corning city	3	8,305
Gridley city	3	7,451
Lincoln city	3	-
Live Oak city	3	9,122
Marysville city	3	12,939
Orland city	3	8,338
Oroville city	3	20,191
Paradise town	3	4,816
Red Bluff city	3	14,839
Tehama city	3	439
Wheatland city	3	3,724
Willows city	3	6,309
Yuba City city	3	70,338
American Canyon city	4	21,881
Calistoga city	4	5,237
Clearlake city	4	16,817
Colusa city	4	6,430
Davis city	4	66,948
Lakeport city	4	5,046
Napa city	4	79,413
St. Helena city	4	5,436
Sonoma city	4	10,761
West Sacramento city	4	54,071
Williams city	4	5,550
Winters city	4	7,132
Woodland city	4	61,233
Yountville city	4	3,442
Auburn city	5	13,820
Lincoln city	5	49,825
Loomis town	5	6,846
Placerville city	5	10,783
Rocklin city	5	71,685
Roseville city	5	147,969
Sacramento city	6	318,285
Citrus Heights city	7	87,851
Folsom city	7	75,038
Rancho Cordova city	7	79,643
Angels city	8	3,670
Bishop city	8	3,831
Clovis city	8	117,645
Fresno city	8	145,494
Mammoth Lakes town	8	7,201
Sonora city	8	5,046

Escalon city	9	7,491
Galt city	9	25,473
Hughson city	9	7,499
lone city	9	4,915
Isleton city	9	802
Lathrop city	9	28,765
Lodi city	9	66,569
Manteca city	9	83,702
Oakdale city	9	23,242
Ripon city	9	16,049
Riverbank city	9	24,933
Waterford city	9	9,149
Elk Grove city	10	176,561
Sacramento city	10	208,235
Benicia city	11	27,167
Dixon city	11	19,012
Fairfield city	11	120,178
Oakley city	11	43,443
Rio Vista city	11	10,017
Suisun City city	11	29,590
Vacaville city	11	95,941
Vallejo city	11	126,496
Belvedere city	12	2,126
Corte Madera town	12	10,229
Cotati city	12	7,593
Fairfax town	12	7,608
Larkspur city	12	13,072
Mill Valley city	12	14,239
Novato city	12	53,273
Petaluma city	12	59,846
Rohnert Park city	12	44,465
Ross town	12	2,339
San Anselmo town	12	12,842
San Francisco city	12	-
San Rafael city	12	61,333
Santa Rosa city	12	63,033
Sausalito city	12	7,272
Tiburon town	12	9,150
Stockton city	13	322,344
Tracy city	13	93,226
Albany city	14	20,275
Berkeley city	14	124,433
El Cerrito city	14	26,000
Hercules city	14	26,053

Oakland city	14	47,939
Piedmont city	14	11,274
Pinole city	14	19,057
Richmond city	14	116,791
San Pablo city	14	32,221
Antioch city	15	115,580
Brentwood city	15	64,381
Clayton city	15	11,085
Concord city	15	125,617
Martinez city	15	37,349
Pittsburg city	15	76,657
Pleasant Hill city	15	34,649
Walnut Creek city	15	351
Danville town	16	43,618
Dublin city	16	43,281
Lafayette city	16	25,413
Livermore city	16	88,006
Moraga town	16	16,880
Orinda city	16	19,529
Pleasanton city	16	63,894
San Ramon city	16	84,682
Walnut Creek city	16	69,848
San Francisco city	17	518,498
Alameda city	18	78,351
Emeryville city	18	12,911
Oakland city	18	393,952
San Francisco city	18	-
Colma town	19	1,510
Daly City city	19	105,024
San Bruno city	19	1,865
San Francisco city	19	356,495
South San Francisco city	19	32,960
Dublin city	20	28,187
Hayward city	20	163,172
Oakland city	20	-
Pleasanton city	20	16,000
San Leandro city	20	91,103
Union City city	20	70,218
Atherton town	21	199
Belmont city	21	28,360
Brisbane city	21	4,858
Burlingame city	21	31,416
East Palo Alto city	21	30,139
Foster City city	21	33,842

Hillsborough town	21	11,393
Menlo Park city	21	6,566
Millbrae city	21	23,228
Redwood City city	21	84,423
San Bruno city	21	42,082
San Carlos city	21	30,748
San Mateo city	21	105,804
South San Francisco city	21	33,225
Ceres city	22	49,464
Gustine city	22	6,123
Modesto city	22	219,251
Newman city	22	12,379
Patterson city	22	23,840
Turlock city	22	72,935
Atherton town	23	6,995
Campbell city	23	44,027
Half Moon Bay city	23	11,814
Los Altos city	23	31,668
Los Altos Hills town	23	8,500
Menlo Park city	23	27,264
Mountain View city	23	82,486
Pacifica city	23	38,674
Palo Alto city	23	68,654
Portola Valley town	23	4,457
San Jose city	23	55,628
Saratoga city	23	31,079
Woodside town	23	5,313
Fremont city	24	230,649
Milpitas city	24	80,393
Newark city	24	47,570
San Jose city	24	114,847
San Jose city	25	477,544
Cupertino city	26	60,446
San Jose city	26	121,975
Santa Clara city	26	127,854
Sunnyvale city	26	156,034
Atwater city	27	32,085
Chowchilla city	27	13,426
Coalinga city	27	14,479
Dos Palos city	27	5,832
Firebaugh city	27	8,128
Fresno city	27	61,676
Huron city	27	6,230
Kerman city	27	16,058

Livingston city	27	14,214
Los Banos city	27	45,677
Madera city	27	66,591
Mendota city	27	12,639
Merced city	27	86,681
San Joaquin city	27	3,710
Los Gatos town	28	33,585
Monte Sereno city	28	3,482
Morgan Hill city	28	45,566
San Jose city	28	245,689
Santa Cruz city	28	63,092
Scotts Valley city	28	12,242
Gilroy city	29	59,692
Gonzales city	29	8,674
Greenfield city	29	19,010
Hollister city	29	41,771
King City city	29	13,395
Salinas city	29	164,232
San Juan Bautista city	29	2,092
Soledad city	29	19,093
Watsonville city	29	52,760
Arroyo Grande city	30	18,469
Atascadero city	30	29,857
Capitola city	30	9,949
Carmel-by-the-Sea city	30	3,224
Del Rey Oaks city	30	1,596
El Paso de Robles (Paso Robles) city	30	31,565
Grover Beach city	30	12,739
Marina city	30	22,422
Monterey city	30	30,290
Morro Bay city	30	10,784
Pacific Grove city	30	15,125
Pismo Beach city	30	8,086
Sand City city	30	327
San Luis Obispo city	30	47,159
Seaside city	30	32,509
Watsonville city	30	-
Clovis city	31	2,729
Fowler city	31	6,723
Fresno city	31	337,405
Orange Cove city	31	9,689
Parlier city	31	14,648
Reedley city	31	-
Sanger city	31	26,720

Selma city	31	24,768
Bakersfield city	32	174,634
Exeter city	32	10,385
Maricopa city	32	1,031
Ridgecrest city	32	28,057
Taft city	32	7,062
Tehachapi city	32	9,337
Visalia city	32	111,322
Avenal city	33	9,496
Corcoran city	33	13,646
Dinuba city	33	24,688
Farmersville city	33	10,455
Hanford city	33	58,342
Kingsburg city	33	12,414
Lemoore city	33	27,190
Lindsay city	33	12,732
Porterville city	33	62,906
Reedley city	33	25,292
Tulare city	33	69,200
Visalia city	33	30,490
Woodlake city	33	7,463
Adelanto city	34	-
Apple Valley town	34	76,063
Barstow city	34	25,595
Big Bear Lake city	34	5,061
California City city	34	12,971
Hesperia city	34	48,016
Highland city	34	13,064
Lancaster city	34	54,268
Palmdale city	34	48,158
Twentynine Palms city	34	28,142
Victorville city	34	17,485
Arvin city	35	19,566
Bakersfield city	35	230,527
Delano city	35	43,637
McFarland city	35	13,818
Shafter city	35	19,469
Wasco city	35	22,800
Blythe city	36	12,406
Brawley city	36	26,482
Calexico city	36	38,693
Calipatria city	36	3,618
Coachella city	36	42,129
El Centro city	36	44,438

Hemet city	36	46,372
Holtville city	36	5,612
Imperial city	36	20,287
Indio city	36	89,518
Needles city	36	4,953
Westmorland city	36	2,018
Buellton city	37	5,174
Carpinteria city	37	13,293
Goleta city	37	32,755
Guadalupe city	37	8,075
Lompoc city	37	41,864
Santa Barbara city	37	88,930
Santa Maria city	37	110,136
Solvang city	37	6,135
Camarillo city	38	37,479
Fillmore city	38	16,462
Ojai city	38	7,653
Oxnard city	38	202,614
Port Hueneme city	38	22,029
San Buenaventura (Ventura) city	38	111,009
Santa Paula city	38	30,772
Adelanto city	39	38,243
Hesperia city	39	50,977
Lancaster city	39	117,220
Palmdale city	39	122,233
Victorville city	39	113,932
Los Angeles city	40	227,694
Santa Clarita city	40	229,158
Bradbury city	41	925
Claremont city	41	37,410
Duarte city	41	-
Hesperia city	41	1,173
La Cañada Flintridge city	41	20,602
La Verne city	41	31,426
Monrovia city	41	37,763
Pasadena city	41	139,254
Rancho Cucamonga city	41	36,694
San Dimas city	41	35,018
Sierra Madre city	41	11,302
Upland city	41	40,398
Agoura Hills city	42	20,346
Calabasas city	42	23,280
Camarillo city	42	33,371
Hidden Hills city	42	1,732

Los Angeles city	42	76,049
Malibu city	42	10,673
Moorpark city	42	36,325
Simi Valley city	42	126,360
Thousand Oaks city	42	127,134
Westlake Village city	42	8,047
Los Angeles city	43	483,374
San Fernando city	43	24,056
Burbank city	44	107,613
Glendale city	44	117,152
Los Angeles city	44	269,760
Fontana city	45	43,923
Highland city	45	32,051
Rancho Cucamonga city	45	-
Redlands city	45	38,793
Rialto city	45	104,282
San Bernardino city	45	214,416
Los Angeles city	46	499,151
Banning city	47	29,691
Beaumont city	47	53,193
Calimesa city	47	10,057
Cathedral City city	47	51,683
Desert Hot Springs city	47	32,747
Highland city	47	12,118
Indian Wells city	47	4,762
La Quinta city	47	37,642
Palm Desert city	47	51,317
Palm Springs city	47	44,786
Rancho Mirage city	47	17,049
Redlands city	47	10,190
San Jacinto city	47	313
Yucaipa city	47	54,670
Yucca Valley town	47	21,814
Azusa city	48	50,204
Baldwin Park city	48	72,490
Covina city	48	51,444
Duarte city	48	21,798
Glendora city	48	52,726
Irwindale city	48	1,483
Monrovia city	48	285
West Covina city	48	109,856
Alhambra city	49	83,108
Arcadia city	49	56,780
El Monte city	49	65,441

Monterey Park city	49	61,255
Rosemead city	49	51,336
San Gabriel city	49	39,687
San Marino city	49	12,536
South Pasadena city	49	27,021
Temple City city	49	36,592
Colton city	50	54,129
Fontana city	50	165,139
Loma Linda city	50	24,855
Ontario city	50	23,366
Rancho Cucamonga city	50	138,116
Redlands city	50	24,403
Rialto city	50	176
San Bernardino city	50	8,773
Beverly Hills city	51	32,761
Los Angeles city	51	335,448
Santa Monica city	51	93,291
West Hollywood city	51	35,829
Glendale city	52	79,828
Los Angeles city	52	318,933
Chino city	53	78,203
Montclair city	53	37,989
Ontario city	53	152,471
Pomona city	53	152,555
Upland city	53	38,970
Commerce city	54	12,445
Los Angeles city	54	430,128
Montebello city	54	62,879
Vernon city	54	226
Culver City city	55	40,892
Los Angeles city	55	416,810
Diamond Bar city	56	55,181
El Monte city	56	44,464
Industry city	56	276
La Habra Heights city	56	5,711
La Puente city	56	38,279
Pico Rivera city	56	62,335
South El Monte city	56	19,649
Walnut city	56	28,488
Whittier city	56	87,592
Los Angeles city	57	444,735
Corona city	58	81,962
Eastvale city	58	36,039
Grand Terrace city	58	13,185

Jurupa Valley city	58	105,456
Riverside city	58	232,429
Anaheim city	59	66,003
Brea city	59	47,397
Chino city	59	8,370
Chino Hills city	59	78,544
Fullerton city	59	52,222
Orange city	59	55,578
Placentia city	59	51,925
Tustin city	59	-
Villa Park city	59	5,850
Yorba Linda city	59	68,415
Hemet city	60	43,977
Moreno Valley city	60	209,666
Perris city	60	79,092
Riverside city	60	7,731
San Jacinto city	60	53,879
Gardena city	61	15,521
Hawthorne city	61	88,502
Inglewood city	61	108,396
Lawndale city	61	31,930
Los Angeles city	61	159,043
Bellflower city	62	79,560
Huntington Park city	62	55,141
Lakewood city	62	82,712
Lynwood city	62	67,622
Maywood city	62	25,254
Paramount city	62	54,003
South Gate city	62	93,114
Canyon Lake city	63	11,112
Corona city	63	75,717
Eastvale city	63	33,862
Lake Elsinore city	63	70,517
Menifee city	63	102,795
Norco city	63	22,406
Riverside city	63	76,285
Bell city	64	33,701
Bell Gardens city	64	39,701
Cudahy city	64	22,903
Downey city	64	114,712
La Habra city	64	63,234
La Mirada city	64	48,123
Norwalk city	64	103,180
Santa Fe Springs city	64	19,236

Carson city	65	27,417
Compton city	65	96,687
Long Beach city	65	74,797
Los Angeles city	65	213,988
El Segundo city	66	17,358
Gardena city	66	45,775
Hermosa Beach city	66	19,789
Lomita city	66	20,982
Los Angeles city	66	37,002
Manhattan Beach city	66	35,669
Palos Verdes Estates city	66	13,373
Rancho Palos Verdes city	66	42,358
Redondo Beach city	66	71,748
Rolling Hills city	66	1,742
Rolling Hills Estates city	66	8,298
Torrance city	66	147,385
Anaheim city	67	141,388
Artesia city	67	16,446
Buena Park city	67	84,187
Cerritos city	67	49,697
Cypress city	67	50,235
Fullerton city	67	91,708
Hawaiian Gardens city	67	14,231
La Palma city	67	15,597
Anaheim city	68	140,362
Orange city	68	84,613
Santa Ana city	68	259,760
Avalon city	69	3,467
Carson city	69	68,577
Long Beach city	69	394,097
Signal Hill city	69	11,911
Fountain Valley city	70	57,120
Garden Grove city	70	172,346
Huntington Beach city	70	19,688
Los Alamitos city	70	11,795
Santa Ana city	70	51,633
Seal Beach city	70	6,936
Stanton city	70	38,067
Westminster city	70	91,083
Mission Viejo city	71	93,760
Murrieta city	71	111,187
Rancho Santa Margarita city	71	48,000
Temecula city	71	110,240
Wildomar city	71	36,998

Aliso Viejo city	72	52,222
Huntington Beach city	72	179,345
Laguna Beach city	72	23,061
Laguna Hills city	72	31,399
Laguna Woods city	72	17,658
Lake Forest city	72	85,965
Newport Beach city	72	85,338
Seal Beach city	72	18,347
Costa Mesa city	73	112,139
Irvine city	73	307,958
Tustin city	73	80,412
Dana Point city	74	33,144
Laguna Niguel city	74	64,417
Oceanside city	74	174,578
San Clemente city	74	64,384
San Juan Capistrano city	74	35,271
Vista city	74	98,710
Poway city	75	48,923
San Diego city	75	47,300
Santee city	75	60,173
Escondido city	76	151,516
San Diego city	76	152,246
San Marcos city	76	95,035
Carlsbad city	77	114,952
Coronado city	77	20,226
Del Mar city	77	3,966
Encinitas city	77	62,110
San Diego city	77	290,185
Solana Beach city	77	12,954
El Cajon city	78	33,109
San Diego city	78	469,387
El Cajon city	79	73,476
La Mesa city	79	61,268
Lemon Grove city	79	27,743
San Diego city	79	285,356
Chula Vista city	80	276,061
Imperial Beach city	80	26,230
National City city	80	56,373
San Diego city	80	145,400

Place name	districts	DISTRICT	Number of Municipalities
Adelanto city	2	1	26
Anaheim city	3	2	18
Atherton town	2	3	16
Bakersfield city	2	4	15
Camarillo city	2	5	7
Carson city	2	6	2
Chino city	2	7	4
Clovis city	2	8	7
Corona city	2	9	13
Duarte city	2	10	3
Dublin city	2	11	9
Eastvale city	2	12	17
El Cajon city	2	13	3
El Monte city	2	14	10
Fontana city	2	15	9
Fresno city	3	16	10
Fullerton city	2	17	1
Gardena city	2	18	5
Glendale city	2	19	6
Hemet city	2	20	7
Hesperia city	3	21	15
Highland city	3	22	7
Huntington Beach city	2	23	14
Lancaster city	2	24	5
Lincoln city	2	25	2
Long Beach city	2	26	5
Los Angeles city	13	27	15
Menlo Park city	2	28	7
Monrovia city	2	29	10
Oakland city	3	30	17
Ontario city	2	31	9
Orange city	2	32	8
Palmdale city	2	33	14
Pleasanton city	2	34	12
Rancho Cucamonga city	3	35	7
Redlands city	3	36	13
Reedley city	2	37	9
Rialto city	2	38	8
Riverside city	3	39	6
Sacramento city	2	40	3
San Bernardino city	2	41	13
San Bruno city	2	42	11
San Diego city	6	43	3

San Francisco city	4		44	4
San Jacinto city	2		45	7
San Jose city	5		46	2
Santa Ana city	2		47	16
Santa Rosa city	2		48	9
Seal Beach city	2		49	10
South San Francisco city	2		50	9
Tustin city	2		51	5
Upland city	2		52	3
Victorville city	2		53	6
Visalia city	2		54	5
Walnut Creek city	2		55	3
Watsonville city	2		56	10
			57	2
			58	6
			59	11
			60	6
			61	6
			62	8
			63	8
			64	9
			65	5
			66	13
			67	9
			68	4
			69	5
			70	9
			71	6
			72	9
			73	4
			74	7
			75	4
			76	4
			77	7
			78	3
			79	5
			80	5

**Split across #
of districts**

Number of counties

1	37 37 counties are not split
2	8 8 county/counties are split across 2 districts
3	7 7 county/counties are split across 3 districts
4	2 2 county/counties are split across 4 districts
5	1 1 county/counties are split across 5 districts
6	1 1 county/counties are split across 6 districts
8	1 1 county/counties are split across 8 districts
13	1 1 county/counties are split across 13 districts

COUNTY NAME	DISTRICT	Total Population
Butte	1	212,549
Colusa	1	21,898
Glenn	1	28,916
Lassen	1	25,286
Modoc	1	8,673
Nevada	1	84,915
Placer	1	58,216
Plumas	1	19,839
Shasta	1	183,199
Sierra	1	3,244
Siskiyou	1	44,207
Sutter	1	99,926
Tehama	1	65,973
Yuba	1	81,993
Del Norte	2	25,140
Humboldt	2	136,810
Lake	2	68,401
Marin	2	258,555
Mendocino	2	91,624
San Francisco	2	-
Sonoma	2	394,940
Trinity	2	16,101
Contra Costa	3	130,985
Napa	3	138,298
Sacramento	3	5,935
Solano	3	447,857
Sonoma	3	94,773
Yolo	3	216,922
Alpine	4	1,207
Amador	4	36,592
Calaveras	4	45,306
El Dorado	4	191,457
Inyo	4	18,963
Madera	4	43,808
Mariposa	4	17,094
Merced	4	25,200
Mono	4	13,217
Nevada	4	17,369
Placer	4	14,105
Stanislaus	4	554,730
Tuolumne	4	53,008
Alameda	5	243,821
San Joaquin	5	777,313

Placer	6	332,986
Sacramento	6	633,777
Alameda	7	689,135
Contra Costa	7	271,745
San Francisco	7	-
Sacramento	8	945,172
Alameda	9	227,319
Contra Costa	9	765,339
Alameda	10	523,193
Santa Clara	10	513,183
San Francisco	11	874,993
San Mateo	11	147,318
Fresno	12	358,658
Kern	12	414,952
Tulare	12	165,744
San Mateo	13	618,099
Santa Clara	13	394,387
Fresno	14	635,005
Madera	14	107,305
Merced	14	255,899
Tulare	14	7
Santa Clara	15	1,032,570
Fresno	16	14,863
Kern	16	477,722
Kings	16	140,322
Tulare	16	309,305
Monterey	17	434,660
San Benito	17	64,338
San Luis Obispo	17	223,571
Santa Cruz	17	271,352
Imperial	18	173,626
Riverside	18	182,138
San Bernardino	18	7,021
San Diego	18	593,961
Riverside	19	513,746
San Bernardino	19	438,919
Los Angeles	20	946,077
San Luis Obispo	21	55,645
Santa Barbara	21	446,704
Ventura	21	522,251
Los Angeles	22	696,461
San Bernardino	22	313,014
Los Angeles	23	709,044
San Bernardino	23	324,705

Los Angeles	24	1,035,622
Los Angeles	25	975,351
San Bernardino	25	59,190
Los Angeles	26	948,823
Los Angeles	27	670,001
Ventura	27	323,139
Los Angeles	28	985,823
San Bernardino	29	943,463
Los Angeles	30	943,195
Orange	30	48,044
Riverside	31	939,844
San Bernardino	31	15,296
Orange	32	69,565
Riverside	32	781,710
San Bernardino	32	78,544
San Diego	32	10,197
Los Angeles	33	1,036,292
Los Angeles	34	67,042
Orange	34	881,646
Los Angeles	35	953,821
Los Angeles	36	80,374
Orange	36	907,983
Orange	37	1,019,944
Orange	38	265,828
San Diego	38	709,460
San Diego	39	1,036,034
San Diego	40	952,610

COUNTY NAME	split across # of districts	DISTRICT	Number of Counties
Alameda	4	1	14
Contra Costa	3	2	8
Fresno	3	3	6
Kern	2	4	13
Los Angeles	13	5	2
Madera	2	6	2
Merced	2	7	3
Nevada	2	8	1
Orange	6	9	2
Placer	3	10	2
Riverside	4	11	2
Sacramento	3	12	3
San Bernardino	8	13	2
San Diego	5	14	4
San Francisco	3	15	1
San Luis Obispo	2	16	4
San Mateo	2	17	4
Santa Clara	3	18	4
Sonoma	2	19	2
Tulare	3	20	1
Ventura	2	21	3
		22	2
		23	2
		24	1
		25	2
		26	1
		27	2
		28	1
		29	1
		30	2
		31	2
		32	4
		33	1
		34	2
		35	1
		36	2
		37	1
		38	2
		39	1
		40	1

**split across #
of districts**

of municipalities

1	446 446 municipalities are not split
2	32 32 municipality/municipalities are split across 2 districts
3	2 2 municipality/municipalities are split across 3 districts
4	1 1 municipality/municipalities are split across 4 districts
6	1 1 municipality/municipalities are split across 6 districts

INCPLACE	DISTRICT	Total Population
Alturas city	1	2,735
Anderson city	1	11,408
Auburn city	1	9,727
Biggs city	1	1,970
Chico city	1	101,823
Colfax city	1	2,000
Colusa city	1	6,430
Corning city	1	8,305
Dorris city	1	866
Dunsmuir city	1	1,713
Etna city	1	682
Fort Jones city	1	699
Grass Valley city	1	14,043
Gridley city	1	7,451
Live Oak city	1	9,122
Loyalton city	1	741
Marysville city	1	12,939
Montague city	1	1,233
Mount Shasta city	1	3,237
Nevada City city	1	3,160
Orland city	1	8,338
Oroville city	1	20,191
Paradise town	1	4,816
Portola city	1	2,113
Red Bluff city	1	14,839
Redding city	1	94,245
Shasta Lake city	1	10,452
Susanville city	1	10,319
Tehama city	1	439
Tulelake city	1	905
Weed city	1	2,873
Wheatland city	1	3,724
Williams city	1	5,550
Willows city	1	6,309

Yreka city	1	7,856
Yuba City city	1	70,338
Arcata city	2	18,898
Belvedere city	2	2,126
Blue Lake city	2	1,213
Clearlake city	2	16,817
Cloverdale city	2	9,011
Corte Madera town	2	10,229
Crescent City city	2	4,038
Eureka city	2	26,635
Fairfax town	2	7,608
Ferndale city	2	1,404
Fort Bragg city	2	7,006
Fortuna city	2	12,557
Healdsburg city	2	11,360
Lakeport city	2	5,046
Larkspur city	2	13,072
Mill Valley city	2	14,239
Novato city	2	53,273
Petaluma city	2	59,846
Point Arena city	2	461
Rio Dell city	2	3,397
Ross town	2	2,339
San Anselmo town	2	12,842
San Francisco city	2	-
San Rafael city	2	61,333
Santa Rosa city	2	178,515
Sausalito city	2	7,272
Sebastopol city	2	7,533
Tiburon town	2	9,150
Trinidad city	2	311
Ukiah city	2	16,650
Willits city	2	5,011
Windsor town	2	26,378
American Canyon	3	21,881
Benicia city	3	27,167
Brentwood city	3	64,381
Calistoga city	3	5,237
Cotati city	3	7,593
Davis city	3	66,948
Dixon city	3	19,012
Fairfield city	3	120,178
Isleton city	3	802
Napa city	3	79,413

Oakley city	3	43,443
Rio Vista city	3	10,017
Rohnert Park city	3	44,465
St. Helena city	3	5,436
Sonoma city	3	10,761
Suisun City city	3	29,590
Vacaville city	3	95,941
Vallejo city	3	126,496
West Sacramento	3	54,071
Winters city	3	7,132
Woodland city	3	61,233
Yountville city	3	3,442
Amador City city	4	201
Angels city	4	3,670
Bishop city	4	3,831
Ceres city	4	49,464
Hughson city	4	7,499
Ione city	4	4,915
Jackson city	4	5,037
Livingston city	4	-
Mammoth Lakes	4	7,201
Modesto city	4	219,251
Newman city	4	12,379
Oakdale city	4	23,242
Patterson city	4	23,840
Placerville city	4	10,783
Plymouth city	4	1,082
Riverbank city	4	24,933
Sonora city	4	5,046
South Lake Tahoe	4	21,393
Sutter Creek city	4	2,653
Truckee town	4	16,740
Turlock city	4	72,935
Waterford city	4	9,149
Dublin city	5	71,468
Escalon city	5	7,491
Lathrop city	5	28,765
Livermore city	5	88,006
Lodi city	5	66,569
Manteca city	5	83,702
Pleasanton city	5	79,894
Ripon city	5	16,049
Stockton city	5	322,344
Tracy city	5	93,226

Auburn city	6	4,093
Citrus Heights city	6	87,851
Folsom city	6	75,038
Galt city	6	25,473
Lincoln city	6	49,825
Loomis town	6	6,846
Rancho Cordova	6	79,643
Rocklin city	6	71,685
Roseville city	6	147,969
Alameda city	7	78,351
Albany city	7	20,275
Berkeley city	7	124,433
El Cerrito city	7	26,000
Emeryville city	7	12,911
Hercules city	7	26,053
Oakland city	7	441,891
Piedmont city	7	11,274
Pinole city	7	19,057
Richmond city	7	116,791
San Francisco city	7	-
San Pablo city	7	32,221
Elk Grove city	8	176,561
Sacramento city	8	526,520
Antioch city	9	115,580
Clayton city	9	11,085
Concord city	9	125,617
Danville town	9	43,618
Lafayette city	9	25,413
Martinez city	9	37,349
Moraga town	9	16,880
Orinda city	9	19,529
Pittsburg city	9	76,657
Pleasant Hill city	9	34,649
San Leandro city	9	91,103
San Ramon city	9	84,682
Walnut Creek city	9	70,199
Fremont city	10	230,649
Hayward city	10	163,172
Milpitas city	10	80,393
Newark city	10	47,570
San Jose city	10	145,010
Santa Clara city	10	127,854
Sunnyvale city	10	156,034
Union City city	10	70,218

Colma town	11	1,510
Daly City city	11	105,024
San Bruno city	11	1,755
San Francisco city	11	874,993
South San Francisco city	11	33,012
Bakersfield city	12	174,634
California City city	12	12,971
Clovis city	12	120,374
Exeter city	12	10,385
Fresno city	12	179,805
Maricopa city	12	1,031
Ridgecrest city	12	28,057
Shafter city	12	1,794
Taft city	12	7,062
Tehachapi city	12	9,337
Tulare city	12	19,277
Visalia city	12	105,838
Atherton town	13	7,194
Belmont city	13	28,360
Brisbane city	13	4,858
Burlingame city	13	31,416
Campbell city	13	44,027
Cupertino city	13	60,446
East Palo Alto city	13	30,139
Foster City city	13	33,842
Half Moon Bay city	13	11,814
Hillsborough town	13	11,393
Los Altos city	13	31,668
Los Altos Hills town	13	8,500
Los Gatos town	13	33,585
Menlo Park city	13	33,830
Millbrae city	13	23,228
Monte Sereno city	13	3,482
Mountain View city	13	82,486
Pacifica city	13	38,674
Palo Alto city	13	68,654
Portola Valley town	13	4,457
Redwood City city	13	84,423
San Bruno city	13	42,192
San Carlos city	13	30,748
San Mateo city	13	105,804
Saratoga city	13	31,079
South San Francisco city	13	33,173
Woodside town	13	5,313

Atwater city	14	32,085
Chowchilla city	14	13,426
Coalinga city	14	14,479
Dos Palos city	14	5,832
Firebaugh city	14	8,128
Fowler city	14	6,723
Fresno city	14	364,770
Gustine city	14	6,123
Huron city	14	6,230
Kerman city	14	16,058
Livingston city	14	14,214
Los Banos city	14	45,677
Madera city	14	66,591
Mendota city	14	12,639
Merced city	14	86,681
Orange Cove city	14	9,689
Parlier city	14	14,648
Reedley city	14	25,292
Sanger city	14	26,720
San Joaquin city	14	3,710
Selma city	14	24,768
Gilroy city	15	59,692
Morgan Hill city	15	45,566
San Jose city	15	870,673
Arvin city	16	19,566
Avenal city	16	9,496
Bakersfield city	16	230,527
Corcoran city	16	13,646
Delano city	16	43,637
Dinuba city	16	24,688
Farmersville city	16	10,455
Hanford city	16	58,342
Kingsburg city	16	12,414
Lemoore city	16	27,190
Lindsay city	16	12,732
McFarland city	16	13,818
Porterville city	16	62,906
Shafter city	16	17,675
Tulare city	16	49,923
Visalia city	16	35,974
Wasco city	16	22,800
Woodlake city	16	7,463
Arroyo Grande ci	17	18,469
Atascadero city	17	29,857

Capitola city	17	9,949
Carmel-by-the-Sea	17	3,224
Del Rey Oaks city	17	1,596
El Paso de Robles	17	31,565
Gonzales city	17	8,674
Greenfield city	17	19,010
Hollister city	17	41,771
King City city	17	13,395
Marina city	17	22,422
Monterey city	17	30,290
Morro Bay city	17	10,784
Pacific Grove city	17	15,125
Pismo Beach city	17	8,086
Salinas city	17	164,232
Sand City city	17	327
San Juan Bautista	17	2,092
San Luis Obispo	17	47,159
Santa Cruz city	17	63,092
Scotts Valley city	17	12,242
Seaside city	17	32,509
Soledad city	17	19,093
Watsonville city	17	52,760
Blythe city	18	12,406
Brawley city	18	26,482
Calexico city	18	38,693
Calipatria city	18	3,618
Chula Vista city	18	276,061
Coachella city	18	42,129
El Centro city	18	44,438
Holtville city	18	5,612
Imperial city	18	20,287
Imperial Beach city	18	26,230
Indio city	18	89,518
National City city	18	56,373
Needles city	18	4,953
San Diego city	18	196,610
Westmorland city	18	2,018
Apple Valley town	19	76,063
Banning city	19	29,691
Barstow city	19	25,595
Beaumont city	19	53,193
Big Bear Lake city	19	5,061
Calimesa city	19	10,057
Cathedral City city	19	51,683

Colton city	19	10,056
Desert Hot Spring	19	32,747
Grand Terrace ci	19	13,084
Hemet city	19	90,349
Highland city	19	17,918
Indian Wells city	19	4,762
La Quinta city	19	37,642
Loma Linda city	19	24,855
Palm Desert city	19	51,317
Palm Springs city	19	44,786
Rancho Mirage c	19	17,049
Redlands city	19	34,628
Twentynine Palm	19	28,142
Yucaipa city	19	54,670
Yucca Valley tow	19	21,814
Burbank city	20	107,613
Los Angeles city	20	812,604
San Fernando cit	20	24,056
Buellton city	21	5,174
Camarillo city	21	70,850
Carpinteria city	21	13,293
Fillmore city	21	16,462
Goleta city	21	32,755
Grover Beach cit	21	12,739
Guadalupe city	21	8,075
Lompoc city	21	41,864
Ojai city	21	7,653
Oxnard city	21	202,614
Port Hueneme ci	21	22,029
San Buenaventur	21	111,009
Santa Barbara ci	21	88,930
Santa Maria city	21	110,136
Santa Paula city	21	30,772
Solvang city	21	6,135
Azusa city	22	50,204
Baldwin Park city	22	72,490
Bradbury city	22	925
Chino city	22	86,573
Covina city	22	51,444
Duarte city	22	21,798
El Monte city	22	109,905
Irwindale city	22	1,483
La Verne city	22	31,426
Montclair city	22	37,989

Ontario city	22	175,837
Pomona city	22	152,555
San Dimas city	22	35,018
South El Monte city	22	19,649
West Covina city	22	89,919
Adelanto city	23	38,243
Hesperia city	23	100,166
Lancaster city	23	171,488
Palmdale city	23	170,391
Santa Clarita city	23	229,158
Victorville city	23	131,417
Agoura Hills city	24	20,346
Beverly Hills city	24	32,761
Calabasas city	24	23,280
El Segundo city	24	17,358
Gardena city	24	45,775
Hermosa Beach city	24	19,789
Hidden Hills city	24	1,732
Lomita city	24	20,982
Los Angeles city	24	343,489
Malibu city	24	10,673
Manhattan Beach city	24	35,669
Palos Verdes Estates city	24	13,373
Rancho Palos Verdes city	24	42,358
Redondo Beach city	24	71,748
Rolling Hills city	24	1,742
Rolling Hills Estates city	24	8,298
Santa Monica city	24	93,291
Torrance city	24	147,385
West Hollywood city	24	35,829
Westlake Village city	24	8,047
Alhambra city	25	83,108
Arcadia city	25	56,780
Claremont city	25	37,410
Glendale city	25	196,980
Glendora city	25	52,726
La Cañada Flintridge city	25	20,602
Monrovia city	25	38,048
Monterey Park city	25	61,255
Pasadena city	25	139,254
Rancho Cucamonga city	25	46,137
Rosemead city	25	51,336
San Gabriel city	25	39,687
San Marino city	25	12,536

Sierra Madre city	25	11,302
South Pasadena	25	27,021
Temple City city	25	36,592
Upland city	25	8,920
Los Angeles city	26	829,298
Vernon city	26	226
Los Angeles city	27	667,375
Moorpark city	27	36,325
Simi Valley city	27	126,360
Thousand Oaks c	27	127,134
Culver City city	28	40,892
Los Angeles city	28	926,189
Colton city	29	44,073
Fontana city	29	193,766
Grand Terrace ci	29	101
Highland city	29	39,315
Loma Linda city	29	-
Rancho Cucamo	29	128,673
Redlands city	29	38,758
Rialto city	29	104,458
San Bernardino c	29	223,189
Upland city	29	70,448
Bellflower city	30	79,560
Brea city	30	46,409
Diamond Bar city	30	55,181
Downey city	30	114,712
Industry city	30	276
La Habra Heights	30	5,711
La Mirada city	30	48,123
La Puente city	30	38,279
Montebello city	30	62,879
Norwalk city	30	103,180
Pico Rivera city	30	62,335
Placentia city	30	1,614
Santa Fe Springs	30	19,236
Walnut city	30	28,488
West Covina city	30	19,937
Whittier city	30	87,592
Corona city	31	81,962
Eastvale city	31	69,901
Fontana city	31	15,296
Hemet city	31	-
Jurupa Valley city	31	105,456
Menifee city	31	6,654

Moreno Valley city	31	209,666
Perris city	31	79,092
Riverside city	31	259,378
San Jacinto city	31	54,192
Brea city	32	988
Canyon Lake city	32	11,112
Chino Hills city	32	78,544
Corona city	32	75,717
Lake Elsinore city	32	70,517
Menifee city	32	96,141
Murrieta city	32	111,187
Norco city	32	22,406
Riverside city	32	57,067
Temecula city	32	110,240
Wildomar city	32	36,998
Yorba Linda city	32	66,705
Avalon city	33	3,467
Bell city	33	33,701
Bell Gardens city	33	39,701
Commerce city	33	12,445
Cudahy city	33	22,903
Huntington Park city	33	55,141
Lakewood city	33	82,712
Long Beach city	33	468,894
Lynwood city	33	67,622
Maywood city	33	25,254
Paramount city	33	54,003
Signal Hill city	33	11,911
South Gate city	33	93,114
Anaheim city	34	287,400
Buena Park city	34	27,464
Fullerton city	34	86,704
Garden Grove city	34	39,173
La Habra city	34	63,234
Orange city	34	39,878
Placentia city	34	15,660
Santa Ana city	34	310,640
Carson city	35	95,994
Compton city	35	96,687
Gardena city	35	15,521
Hawthorne city	35	88,502
Inglewood city	35	108,396
Lawndale city	35	31,930
Los Angeles city	35	333,160

Artesia city	36	16,446
Buena Park city	36	56,723
Cerritos city	36	49,697
Cypress city	36	50,235
Dana Point city	36	33,144
Fountain Valley c	36	57,120
Garden Grove cit	36	133,173
Hawaiian Garden	36	14,231
Huntington Beach	36	199,033
Laguna Beach cit	36	23,061
La Palma city	36	15,597
Los Alamitos city	36	11,795
Newport Beach c	36	85,338
San Clemente cit	36	64,384
Seal Beach city	36	25,283
Stanton city	36	38,067
Westminster city	36	91,083
Aliso Viejo city	37	52,222
Anaheim city	37	60,353
Costa Mesa city	37	112,139
Fullerton city	37	57,226
Irvine city	37	307,958
Laguna Niguel cit	37	64,417
Laguna Woods c	37	17,658
Lake Forest city	37	85,965
Orange city	37	100,313
Placentia city	37	34,651
Santa Ana city	37	753
Tustin city	37	80,412
Villa Park city	37	5,850
Yorba Linda city	37	1,710
Carlsbad city	38	114,952
Del Mar city	38	3,966
Encinitas city	38	62,110
Laguna Hills city	38	31,399
Mission Viejo city	38	93,760
Oceanside city	38	174,578
Rancho Santa M	38	48,000
San Diego city	38	188,523
San Juan Capistr	38	35,271
Solana Beach cit	38	12,954
Vista city	38	98,710
Coronado city	39	20,226
El Cajon city	39	106,585

La Mesa city	39	61,268
Lemon Grove city	39	27,743
San Diego city	39	687,694
Escondido city	40	151,516
Poway city	40	48,923
San Diego city	40	317,047
San Marcos city	40	95,035
Santee city	40	60,173

Place name	Split across # of districts	DISTRICT	contains # of municipalities
Anaheim city	2	1	37
Auburn city	2	2	33
Bakersfield city	2	3	23
Brea city	2	4	23
Buena Park city	2	5	11
Colton city	2	6	10
Corona city	2	7	13
Fontana city	2	8	3
Fresno city	2	9	14
Fullerton city	2	10	9
Gardena city	2	11	6
Garden Grove city	2	12	13
Grand Terrace city	2	13	28
Hemet city	2	14	22
Highland city	2	15	4
Livingston city	2	16	19
Loma Linda city	2	17	25
Los Angeles city	6	18	16
Menifee city	2	19	23
Orange city	2	20	4
Placentia city	3	21	17
Rancho Cucamonga city	2	22	16
Redlands city	2	23	7
Riverside city	2	24	21
San Bruno city	2	25	18
San Diego city	4	26	3
San Francisco city	3	27	5
San Jose city	2	28	3
Santa Ana city	2	29	11
Shafter city	2	30	17
South San Francisco city	2	31	11
Tulare city	2	32	13
Upland city	2	33	14
Visalia city	2	34	9
West Covina city	2	35	8
Yorba Linda city	2	36	18
		37	15
		38	12
		39	6
		40	6

Split across number of districts	number of counties		
1	57	57 counties are not split	
2	1	1 county/counties are split across 2 districts	
COUNTY NAME	DISTRICT	Total Population	
Alpine	1	1,207	
Amador	1	36,592	
Butte	1	212,549	
Calaveras	1	45,306	
Colusa	1	21,898	
El Dorado	1	191,457	
Fresno	1	1,008,526	
Glenn	1	28,916	
Inyo	1	18,963	
Kern	1	892,674	
Kings	1	140,322	
Lassen	1	25,286	
Madera	1	151,113	
Mariposa	1	17,094	
Merced	1	281,099	
Modoc	1	8,673	
Mono	1	13,217	
Nevada	1	102,284	
Placer	1	405,307	
Plumas	1	19,839	
Sacramento	1	1,584,884	
San Bernardino	1	1,530,962	
San Joaquin	1	777,313	
Shasta	1	183,199	
Sierra	1	3,244	
Siskiyou	1	44,207	
Solano	1	447,857	
Stanislaus	1	554,730	
Sutter	1	99,926	
Tehama	1	65,973	
Tulare	1	475,056	
Tuolumne	1	53,008	
Yolo	1	216,922	
Yuba	1	81,993	
Alameda	2	1,683,468	
Contra Costa	2	1,168,069	

Del Norte	2	25,140	
Humboldt	2	136,810	
Lake	2	68,401	
Marin	2	258,555	
Mendocino	2	91,624	
Monterey	2	434,660	
Napa	2	138,298	
San Benito	2	64,338	
San Francisco	2	874,993	
San Luis Obispo	2	279,216	
San Mateo	2	765,417	
Santa Barbara	2	446,704	
Santa Clara	2	1,940,140	
Santa Cruz	2	271,352	
Sonoma	2	489,713	
Trinity	2	16,101	
Ventura	2	845,390	
Los Angeles	3	10,047,926	
Imperial	4	173,626	
Orange	4	3,193,010	
Riverside	4	2,417,438	
San Bernardino	4	649,190	
San Diego	4	3,302,262	

COUNTY NAME	districts		DISTRICT	number of counties
San Bernardino	2		1	34
			2	19
* San Bernadino is the only county split in the BOE plan			3	1
			4	5

*All 482 municipalities are kept whole		
Place name	DISTRICT	Total Population
Adelanto city	1	38,243
Alturas city	1	2,735
Amador City city	1	201
Anderson city	1	11,408
Angels city	1	3,670
Apple Valley town	1	76,063
Arvin city	1	19,566
Atwater city	1	32,085
Auburn city	1	13,820
Avenal city	1	9,496
Bakersfield city	1	405,161
Barstow city	1	25,595
Benicia city	1	27,167
Big Bear Lake city	1	5,061
Biggs city	1	1,970
Bishop city	1	3,831
California City city	1	12,971
Ceres city	1	49,464
Chico city	1	101,823
Chowchilla city	1	13,426
Citrus Heights city	1	87,851
Clovis city	1	120,374
Coalinga city	1	14,479
Colfax city	1	2,000
Colton city	1	54,129
Colusa city	1	6,430
Corcoran city	1	13,646
Corning city	1	8,305
Davis city	1	66,948
Delano city	1	43,637
Dinuba city	1	24,688
Dixon city	1	19,012
Dorris city	1	866
Dos Palos city	1	5,832
Dunsmuir city	1	1,713
Elk Grove city	1	176,561
Escalon city	1	7,491
Etna city	1	682
Exeter city	1	10,385

Fairfield city	1	120,178
Farmersville city	1	10,455
Firebaugh city	1	8,128
Folsom city	1	75,038
Fontana city	1	209,062
Fort Jones city	1	699
Fowler city	1	6,723
Fresno city	1	544,575
Galt city	1	25,473
Grand Terrace city	1	13,185
Grass Valley city	1	14,043
Gridley city	1	7,451
Gustine city	1	6,123
Hanford city	1	58,342
Hesperia city	1	100,166
Highland city	1	57,233
Hughson city	1	7,499
Huron city	1	6,230
Ione city	1	4,915
Isleton city	1	802
Jackson city	1	5,037
Kerman city	1	16,058
Kingsburg city	1	12,414
Lathrop city	1	28,765
Lemoore city	1	27,190
Lincoln city	1	49,825
Lindsay city	1	12,732
Live Oak city	1	9,122
Livingston city	1	14,214
Lodi city	1	66,569
Loma Linda city	1	24,855
Loomis town	1	6,846
Los Banos city	1	45,677
Loyalton city	1	741
McFarland city	1	13,818
Madera city	1	66,591
Mammoth Lakes town	1	7,201
Manteca city	1	83,702
Maricopa city	1	1,031
Marysville city	1	12,939
Mendota city	1	12,639
Merced city	1	86,681
Modesto city	1	219,251

Montague city	1	1,233
Mount Shasta city	1	3,237
Needles city	1	4,953
Nevada City city	1	3,160
Newman city	1	12,379
Oakdale city	1	23,242
Orange Cove city	1	9,689
Orland city	1	8,338
Oroville city	1	20,191
Paradise town	1	4,816
Parlier city	1	14,648
Patterson city	1	23,840
Placerville city	1	10,783
Plymouth city	1	1,082
Porterville city	1	62,906
Portola city	1	2,113
Rancho Cordova city	1	79,643
Red Bluff city	1	14,839
Redding city	1	94,245
Redlands city	1	73,386
Reedley city	1	25,292
Rialto city	1	104,458
Ridgecrest city	1	28,057
Rio Vista city	1	10,017
Ripon city	1	16,049
Riverbank city	1	24,933
Rocklin city	1	71,685
Roseville city	1	147,969
Sacramento city	1	526,520
San Bernardino city	1	223,189
Sanger city	1	26,720
San Joaquin city	1	3,710
Selma city	1	24,768
Shafter city	1	19,469
Shasta Lake city	1	10,452
Sonora city	1	5,046
South Lake Tahoe city	1	21,393
Stockton city	1	322,344
Suisun City city	1	29,590
Susanville city	1	10,319
Sutter Creek city	1	2,653
Taft city	1	7,062
Tehachapi city	1	9,337

Tehama city	1	439
Tracy city	1	93,226
Truckee town	1	16,740
Tulare city	1	69,200
Tulelake city	1	905
Turlock city	1	72,935
Twentynine Palms city	1	28,142
Vacaville city	1	95,941
Vallejo city	1	126,496
Victorville city	1	131,417
Visalia city	1	141,812
Wasco city	1	22,800
Waterford city	1	9,149
Weed city	1	2,873
West Sacramento city	1	54,071
Wheatland city	1	3,724
Williams city	1	5,550
Willows city	1	6,309
Winters city	1	7,132
Woodlake city	1	7,463
Woodland city	1	61,233
Yreka city	1	7,856
Yuba City city	1	70,338
Yucaipa city	1	54,670
Yucca Valley town	1	21,814
Alameda city	2	78,351
Albany city	2	20,275
American Canyon city	2	21,881
Antioch city	2	115,580
Arcata city	2	18,898
Arroyo Grande city	2	18,469
Atascadero city	2	29,857
Atherton town	2	7,194
Belmont city	2	28,360
Belvedere city	2	2,126
Berkeley city	2	124,433
Blue Lake city	2	1,213
Brentwood city	2	64,381
Brisbane city	2	4,858
Buellton city	2	5,174
Burlingame city	2	31,416
Calistoga city	2	5,237
Camarillo city	2	70,850

Campbell city	2	44,027
Capitola city	2	9,949
Carmel-by-the-Sea city	2	3,224
Carpinteria city	2	13,293
Clayton city	2	11,085
Clearlake city	2	16,817
Cloverdale city	2	9,011
Colma town	2	1,510
Concord city	2	125,617
Corte Madera town	2	10,229
Cotati city	2	7,593
Crescent City city	2	4,038
Cupertino city	2	60,446
Daly City city	2	105,024
Danville town	2	43,618
Del Rey Oaks city	2	1,596
Dublin city	2	71,468
East Palo Alto city	2	30,139
El Cerrito city	2	26,000
El Paso de Robles (Paso Robles) city	2	31,565
Emeryville city	2	12,911
Eureka city	2	26,635
Fairfax town	2	7,608
Ferndale city	2	1,404
Fillmore city	2	16,462
Fort Bragg city	2	7,006
Fortuna city	2	12,557
Foster City city	2	33,842
Fremont city	2	230,649
Gilroy city	2	59,692
Goleta city	2	32,755
Gonzales city	2	8,674
Greenfield city	2	19,010
Grover Beach city	2	12,739
Guadalupe city	2	8,075
Half Moon Bay city	2	11,814
Hayward city	2	163,172
Healdsburg city	2	11,360
Hercules city	2	26,053
Hillsborough town	2	11,393
Hollister city	2	41,771
King City city	2	13,395
Lafayette city	2	25,413

Lakeport city	2	5,046
Larkspur city	2	13,072
Livermore city	2	88,006
Lompoc city	2	41,864
Los Altos city	2	31,668
Los Altos Hills town	2	8,500
Los Gatos town	2	33,585
Marina city	2	22,422
Martinez city	2	37,349
Menlo Park city	2	33,830
Millbrae city	2	23,228
Mill Valley city	2	14,239
Milpitas city	2	80,393
Monterey city	2	30,290
Monte Sereno city	2	3,482
Moorpark city	2	36,325
Moraga town	2	16,880
Morgan Hill city	2	45,566
Morro Bay city	2	10,784
Mountain View city	2	82,486
Napa city	2	79,413
Newark city	2	47,570
Novato city	2	53,273
Oakland city	2	441,891
Oakley city	2	43,443
Ojai city	2	7,653
Orinda city	2	19,529
Oxnard city	2	202,614
Pacifica city	2	38,674
Pacific Grove city	2	15,125
Palo Alto city	2	68,654
Petaluma city	2	59,846
Piedmont city	2	11,274
Pinole city	2	19,057
Pismo Beach city	2	8,086
Pittsburg city	2	76,657
Pleasant Hill city	2	34,649
Pleasanton city	2	79,894
Point Arena city	2	461
Port Hueneme city	2	22,029
Portola Valley town	2	4,457
Redwood City city	2	84,423
Richmond city	2	116,791

Rio Dell city	2	3,397
Rohnert Park city	2	44,465
Ross town	2	2,339
St. Helena city	2	5,436
Salinas city	2	164,232
San Anselmo town	2	12,842
San Bruno city	2	43,947
San Buenaventura (Ventura) city	2	111,009
San Carlos city	2	30,748
Sand City city	2	327
San Francisco city	2	874,993
San Jose city	2	1,015,683
San Juan Bautista city	2	2,092
San Leandro city	2	91,103
San Luis Obispo city	2	47,159
San Mateo city	2	105,804
San Pablo city	2	32,221
San Rafael city	2	61,333
San Ramon city	2	84,682
Santa Barbara city	2	88,930
Santa Clara city	2	127,854
Santa Cruz city	2	63,092
Santa Maria city	2	110,136
Santa Paula city	2	30,772
Santa Rosa city	2	178,515
Saratoga city	2	31,079
Sausalito city	2	7,272
Scotts Valley city	2	12,242
Seaside city	2	32,509
Sebastopol city	2	7,533
Simi Valley city	2	126,360
Soledad city	2	19,093
Solvang city	2	6,135
Sonoma city	2	10,761
South San Francisco city	2	66,185
Sunnyvale city	2	156,034
Thousand Oaks city	2	127,134
Tiburon town	2	9,150
Trinidad city	2	311
Ukiah city	2	16,650
Union City city	2	70,218
Walnut Creek city	2	70,199
Watsonville city	2	52,760

Willits city	2	5,011
Windsor town	2	26,378
Woodside town	2	5,313
Yountville city	2	3,442
Agoura Hills city	3	20,346
Alhambra city	3	83,108
Arcadia city	3	56,780
Artesia city	3	16,446
Avalon city	3	3,467
Azusa city	3	50,204
Baldwin Park city	3	72,490
Bell city	3	33,701
Bellflower city	3	79,560
Bell Gardens city	3	39,701
Beverly Hills city	3	32,761
Bradbury city	3	925
Burbank city	3	107,613
Calabasas city	3	23,280
Carson city	3	95,994
Cerritos city	3	49,697
Claremont city	3	37,410
Commerce city	3	12,445
Compton city	3	96,687
Covina city	3	51,444
Cudahy city	3	22,903
Culver City city	3	40,892
Diamond Bar city	3	55,181
Downey city	3	114,712
Duarte city	3	21,798
El Monte city	3	109,905
El Segundo city	3	17,358
Gardena city	3	61,296
Glendale city	3	196,980
Glendora city	3	52,726
Hawaiian Gardens city	3	14,231
Hawthorne city	3	88,502
Hermosa Beach city	3	19,789
Hidden Hills city	3	1,732
Huntington Park city	3	55,141
Industry city	3	276
Inglewood city	3	108,396
Irwindale city	3	1,483
La Cañada Flintridge city	3	20,602

La Habra Heights city	3	5,711
Lakewood city	3	82,712
La Mirada city	3	48,123
Lancaster city	3	171,488
La Puente city	3	38,279
La Verne city	3	31,426
Lawndale city	3	31,930
Lomita city	3	20,982
Long Beach city	3	468,894
Los Angeles city	3	3,912,115
Lynwood city	3	67,622
Malibu city	3	10,673
Manhattan Beach city	3	35,669
Maywood city	3	25,254
Monrovia city	3	38,048
Montebello city	3	62,879
Monterey Park city	3	61,255
Norwalk city	3	103,180
Palmdale city	3	170,391
Palos Verdes Estates city	3	13,373
Paramount city	3	54,003
Pasadena city	3	139,254
Pico Rivera city	3	62,335
Pomona city	3	152,555
Rancho Palos Verdes city	3	42,358
Redondo Beach city	3	71,748
Rolling Hills city	3	1,742
Rolling Hills Estates city	3	8,298
Rosemead city	3	51,336
San Dimas city	3	35,018
San Fernando city	3	24,056
San Gabriel city	3	39,687
San Marino city	3	12,536
Santa Clarita city	3	229,158
Santa Fe Springs city	3	19,236
Santa Monica city	3	93,291
Sierra Madre city	3	11,302
Signal Hill city	3	11,911
South El Monte city	3	19,649
South Gate city	3	93,114
South Pasadena city	3	27,021
Temple City city	3	36,592
Torrance city	3	147,385

Vernon city	3	226
Walnut city	3	28,488
West Covina city	3	109,856
West Hollywood city	3	35,829
Westlake Village city	3	8,047
Whittier city	3	87,592
Aliso Viejo city	4	52,222
Anaheim city	4	347,753
Banning city	4	29,691
Beaumont city	4	53,193
Blythe city	4	12,406
Brawley city	4	26,482
Brea city	4	47,397
Buena Park city	4	84,187
Calexico city	4	38,693
Calimesa city	4	10,057
Calipatria city	4	3,618
Canyon Lake city	4	11,112
Carlsbad city	4	114,952
Cathedral City city	4	51,683
Chino city	4	86,573
Chino Hills city	4	78,544
Chula Vista city	4	276,061
Coachella city	4	42,129
Corona city	4	157,679
Coronado city	4	20,226
Costa Mesa city	4	112,139
Cypress city	4	50,235
Dana Point city	4	33,144
Del Mar city	4	3,966
Desert Hot Springs city	4	32,747
Eastvale city	4	69,901
El Cajon city	4	106,585
El Centro city	4	44,438
Encinitas city	4	62,110
Escondido city	4	151,516
Fountain Valley city	4	57,120
Fullerton city	4	143,930
Garden Grove city	4	172,346
Hemet city	4	90,349
Holtville city	4	5,612
Huntington Beach city	4	199,033
Imperial city	4	20,287

Imperial Beach city	4	26,230
Indian Wells city	4	4,762
Indio city	4	89,518
Irvine city	4	307,958
Jurupa Valley city	4	105,456
Laguna Beach city	4	23,061
Laguna Hills city	4	31,399
Laguna Niguel city	4	64,417
Laguna Woods city	4	17,658
La Habra city	4	63,234
Lake Elsinore city	4	70,517
Lake Forest city	4	85,965
La Mesa city	4	61,268
La Palma city	4	15,597
La Quinta city	4	37,642
Lemon Grove city	4	27,743
Los Alamitos city	4	11,795
Menifee city	4	102,795
Mission Viejo city	4	93,760
Montclair city	4	37,989
Moreno Valley city	4	209,666
Murrieta city	4	111,187
National City city	4	56,373
Newport Beach city	4	85,338
Norco city	4	22,406
Oceanside city	4	174,578
Ontario city	4	175,837
Orange city	4	140,191
Palm Desert city	4	51,317
Palm Springs city	4	44,786
Perris city	4	79,092
Placentia city	4	51,925
Poway city	4	48,923
Rancho Cucamonga city	4	174,810
Rancho Mirage city	4	17,049
Rancho Santa Margarita city	4	48,000
Riverside city	4	316,445
San Clemente city	4	64,384
San Diego city	4	1,389,874
San Jacinto city	4	54,192
San Juan Capistrano city	4	35,271
San Marcos city	4	95,035
Santa Ana city	4	311,393

Santee city	4	60,173
Seal Beach city	4	25,283
Solana Beach city	4	12,954
Stanton city	4	38,067
Temecula city	4	110,240
Tustin city	4	80,412
Upland city	4	79,368
Villa Park city	4	5,850
Vista city	4	98,710
Westminster city	4	91,083
Westmorland city	4	2,018
Wildomar city	4	36,998
Yorba Linda city	4	68,415

Split across # of districts	number of counties		
1	31	31 counties are not split	
2	11	11 county/counties are split across 2 districts	
3	7	7 county/counties are split across 3 districts	
4	4	4 county/counties are split across 4 districts	
5	1	1 county/counties are split across 5 districts	
6	3	3 county/counties are split across 6 districts	
17	1	1 county/counties are split across 17 districts	
COUNTY NAME	DISTRICT	Total Population	
Butte	1	212,549	
Colusa	1	21,898	
Glenn	1	28,916	
Lassen	1	25,286	
Modoc	1	8,673	
Shasta	1	183,199	
Siskiyou	1	44,207	
Sutter	1	99,926	
Tehama	1	65,973	
Yuba	1	69,439	
Del Norte	2	25,140	
Humboldt	2	136,810	
Marin	2	258,555	
Mendocino	2	91,624	
San Francisco	2	0	
Sonoma	2	231,837	
Trinity	2	16,101	
Alpine	3	1,207	
El Dorado	3	64,223	
Inyo	3	18,963	
Mono	3	13,217	
Nevada	3	102,284	
Placer	3	405,307	
Plumas	3	19,839	
Sacramento	3	119,227	
Sierra	3	3,244	
Yuba	3	12,554	
Lake	4	68,401	
Napa	4	138,298	
Solano	4	132,798	
Sonoma	4	257,876	
Yolo	4	162,692	

Amador	5	36,592	
Calaveras	5	45,306	
El Dorado	5	127,234	
Fresno	5	122,619	
Madera	5	30,484	
Mariposa	5	17,094	
Stanislaus	5	327,728	
Tuolumne	5	53,008	
Sacramento	6	760,066	
Sacramento	7	705,591	
Solano	7	245	
Yolo	7	54,230	
Contra Costa	8	445,251	
Solano	8	314,814	
Contra Costa	9	17,640	
San Joaquin	9	740,396	
Stanislaus	9	2,030	
Alameda	10	54,888	
Contra Costa	10	705,178	
San Francisco	11	760,067	
Alameda	12	760,065	
San Francisco	12	0	
Fresno	13	96,448	
Madera	13	120,629	
Merced	13	281,099	
San Joaquin	13	36,917	
Stanislaus	13	224,972	
Alameda	14	760,065	
San Francisco	15	114,926	
San Mateo	15	645,140	
San Mateo	16	120,277	
Santa Clara	16	639,790	
Alameda	17	108,450	
Santa Clara	17	651,616	
Monterey	18	265,578	
San Benito	18	64,338	
Santa Clara	18	362,658	
Santa Cruz	18	67,491	
Monterey	19	169,082	
San Luis Obispo	19	101,048	
Santa Clara	19	286,076	
Santa Cruz	19	203,861	
Fresno	20	200,014	

Kern	20	384,240	
Kings	20	62,169	
Tulare	20	113,644	
Fresno	21	589,445	
Tulare	21	170,620	
Kern	22	491,122	
Kings	22	78,153	
Tulare	22	190,792	
Kern	23	17,312	
Los Angeles	23	16,828	
San Bernardino	23	725,926	
San Luis Obispo	24	178,168	
Santa Barbara	24	446,704	
Ventura	24	135,194	
Imperial	25	173,626	
Riverside	25	579,424	
San Bernardino	25	7,016	
Los Angeles	26	51,818	
Ventura	26	708,249	
Los Angeles	27	760,067	
Los Angeles	28	687,173	
San Bernardino	28	72,893	
Los Angeles	29	760,066	
Los Angeles	30	760,066	
Los Angeles	31	760,066	
Los Angeles	32	758,120	
Ventura	32	1,947	
San Bernardino	33	760,067	
Los Angeles	34	760,067	
Los Angeles	35	153,160	
Riverside	35	49,612	
San Bernardino	35	557,295	
Los Angeles	36	760,066	
Los Angeles	37	760,066	
Los Angeles	38	696,831	
Orange	38	63,234	
Riverside	39	760,067	
Orange	40	692,172	
Riverside	40	10,939	
San Bernardino	40	56,955	
Riverside	41	760,067	
Los Angeles	42	760,066	
Los Angeles	43	760,067	

Los Angeles	44	760,065	
Los Angeles	45	83,334	
Orange	45	676,733	
Orange	46	760,067	
Orange	47	760,066	
Riverside	48	257,329	
San Diego	48	502,736	
Orange	49	240,738	
San Diego	49	519,328	
San Diego	50	760,067	
San Diego	51	760,065	
San Diego	52	760,066	

COUNTYNAME	Split across # of districts		DISTRICT	# of counties
Alameda	4		1	10
Contra Costa	3		2	7
El Dorado	2		3	10
Fresno	4		4	5
Kern	3		5	8
Kings	2		6	1
Los Angeles	17		7	3
Madera	2		8	2
Monterey	2		9	3
Orange	6		10	2
Riverside	6		11	1
Sacramento	3		12	2
San Bernardino	6		13	5
San Diego	5		14	1
San Francisco	4		15	2
San Joaquin	2		16	2
San Luis Obispo	2		17	2
San Mateo	2		18	4
Santa Clara	4		19	4
Santa Cruz	2		20	4
Solano	3		21	2
Sonoma	2		22	3
Stanislaus	3		23	3
Tulare	3		24	3
Ventura	3		25	3
Yolo	2		26	2
Yuba	2		27	1
			28	2
			29	1
			30	1
			31	1
			32	2
			33	1
			34	1
			35	3
			36	1
			37	1
			38	2
			39	1
			40	3
			41	1

			42	1
			43	1
			44	1
			45	2
			46	1
			47	1
			48	2
			49	2
			50	1
			51	1
			52	1

Split across # of districts	Number of municipalities	
1	422	422 municipalities are not split
2	52	52 municipality/municipalities are split across 2 districts
3	4	4 municipality/municipalities are split across 3 districts
4	3	3 municipality/municipalities are split across 4 districts
10	1	1 municipality/municipalities are split across 10 districts

Place name	DISTRICT	Total Population
Alturas city	1	2,735
Anderson city	1	11,408
Biggs city	1	1,970
Chico city	1	101,823
Colusa city	1	6,430
Corning city	1	8,305
Dorris city	1	866
Dunsmuir city	1	1,713
Etna city	1	682
Fort Jones city	1	699
Gridley city	1	7,451
Live Oak city	1	9,122
Marysville city	1	12,939
Montague city	1	1,233
Mount Shasta city	1	3,237
Orland city	1	8,338
Oroville city	1	20,191
Paradise town	1	4,816
Red Bluff city	1	14,839
Redding city	1	94,245
Shasta Lake city	1	10,452
Susanville city	1	10,319
Tehama city	1	439
Tulelake city	1	905
Weed city	1	2,873
Wheatland city	1	3,724
Williams city	1	5,550
Willows city	1	6,309
Yreka city	1	7,856
Yuba City city	1	70,338
Arcata city	2	18,898
Belvedere city	2	2,126
Blue Lake city	2	1,213

Cloverdale city	2	9,011
Corte Madera town	2	10,229
Crescent City city	2	4,038
Eureka city	2	26,635
Fairfax town	2	7,608
Ferndale city	2	1,404
Fort Bragg city	2	7,006
Fortuna city	2	12,557
Healdsburg city	2	11,360
Larkspur city	2	13,072
Mill Valley city	2	14,239
Novato city	2	53,273
Petaluma city	2	59,846
Point Arena city	2	461
Rio Dell city	2	3,397
Ross town	2	2,339
San Anselmo town	2	12,842
San Francisco city	2	0
San Rafael city	2	61,333
Santa Rosa city	2	36,625
Sausalito city	2	7,272
Sebastopol city	2	7,533
Tiburon town	2	9,150
Trinidad city	2	311
Ukiah city	2	16,650
Willits city	2	5,011
Windsor town	2	26,378
Auburn city	3	13,820
Bishop city	3	3,831
Colfax city	3	2,000
Folsom city	3	75,038
Grass Valley city	3	14,043
Lincoln city	3	49,825
Loomis town	3	6,846
Loyalton city	3	741
Mammoth Lakes town	3	7,201
Nevada City city	3	3,160
Portola city	3	2,113
Rocklin city	3	71,685
Roseville city	3	147,969
South Lake Tahoe city	3	21,393
Truckee town	3	16,740
American Canyon city	4	21,881

Calistoga city	4	5,237
Clearlake city	4	16,817
Cotati city	4	7,593
Davis city	4	66,948
Dixon city	4	19,012
Lakeport city	4	5,046
Napa city	4	79,413
Petaluma city	4	0
Rio Vista city	4	10,017
Rohnert Park city	4	44,465
St. Helena city	4	5,436
Santa Rosa city	4	141,890
Sonoma city	4	10,761
Vacaville city	4	92,879
Winters city	4	7,132
Woodland city	4	61,233
Yountville city	4	3,442
Amador City city	5	201
Angels city	5	3,670
Fresno city	5	105,435
Hughson city	5	7,499
Ione city	5	4,915
Jackson city	5	5,037
Modesto city	5	169,495
Oakdale city	5	23,242
Placerville city	5	10,783
Plymouth city	5	1,082
Riverbank city	5	24,933
Sonora city	5	5,046
Sutter Creek city	5	2,653
Turlock city	5	44,846
Waterford city	5	9,149
Citrus Heights city	6	87,851
Rancho Cordova city	6	79,643
Sacramento city	6	188,100
Elk Grove city	7	176,561
Galt city	7	25,473
Isleton city	7	802
Sacramento city	7	338,420
West Sacramento city	7	54,071
Antioch city	8	63,146
Benicia city	8	27,167
El Cerrito city	8	26,000

Fairfield city	8	120,178
Hercules city	8	26,053
Martinez city	8	6,059
Pinole city	8	19,057
Pittsburg city	8	76,657
Richmond city	8	116,791
San Pablo city	8	32,221
Suisun City city	8	29,590
Vacaville city	8	3,062
Vallejo city	8	126,496
Brentwood city	9	541
Escalon city	9	7,491
Lodi city	9	66,569
Manteca city	9	83,702
Ripon city	9	16,049
Stockton city	9	322,344
Tracy city	9	93,226
Antioch city	10	52,434
Brentwood city	10	63,840
Clayton city	10	11,085
Concord city	10	125,617
Danville town	10	43,618
Dublin city	10	54,888
Lafayette city	10	25,413
Martinez city	10	31,290
Moraga town	10	16,880
Oakley city	10	43,443
Orinda city	10	19,529
Pleasant Hill city	10	34,649
San Ramon city	10	84,682
Walnut Creek city	10	70,199
San Francisco city	11	760,067
Alameda city	12	78,351
Albany city	12	20,275
Berkeley city	12	124,433
Emeryville city	12	12,911
Oakland city	12	441,891
Piedmont city	12	11,274
San Francisco city	12	0
San Leandro city	12	70,930
Atwater city	13	32,085
Ceres city	13	49,464
Chowchilla city	13	13,426

Coalinga city	13	14,479
Dos Palos city	13	5,832
Firebaugh city	13	8,128
Gustine city	13	6,123
Huron city	13	6,230
Kerman city	13	16,058
Lathrop city	13	28,765
Livingston city	13	14,214
Los Banos city	13	45,677
Madera city	13	66,591
Mendota city	13	12,639
Merced city	13	86,681
Modesto city	13	49,756
Newman city	13	12,379
Patterson city	13	23,840
San Joaquin city	13	3,710
Turlock city	13	28,089
Dublin city	14	16,580
Fremont city	14	169,769
Hayward city	14	163,172
Livermore city	14	88,006
Pleasanton city	14	79,894
San Leandro city	14	20,173
Union City city	14	70,218
Atherton town	15	199
Belmont city	15	28,360
Brisbane city	15	4,858
Burlingame city	15	31,416
Colma town	15	1,510
Daly City city	15	105,024
East Palo Alto city	15	30,139
Foster City city	15	33,842
Hillsborough town	15	11,393
Menlo Park city	15	10,622
Millbrae city	15	23,228
Redwood City city	15	84,423
San Bruno city	15	43,947
San Carlos city	15	30,748
San Francisco city	15	114,926
San Mateo city	15	105,804
South San Francisco city	15	66,185
Atherton town	16	6,995
Campbell city	16	44,027

Half Moon Bay city	16	11,814
Los Altos city	16	31,668
Los Altos Hills town	16	8,500
Los Gatos town	16	33,585
Menlo Park city	16	23,208
Monte Sereno city	16	3,482
Mountain View city	16	82,486
Pacifica city	16	38,674
Palo Alto city	16	68,654
Portola Valley town	16	4,457
San Jose city	16	297,413
Saratoga city	16	31,079
Woodside town	16	5,313
Cupertino city	17	60,446
Fremont city	17	60,880
Milpitas city	17	80,393
Newark city	17	47,570
San Jose city	17	225,249
Santa Clara city	17	127,854
Sunnyvale city	17	156,034
Gilroy city	18	59,692
Gonzales city	18	8,674
Greenfield city	18	19,010
Hollister city	18	41,771
King City city	18	13,395
Morgan Hill city	18	45,566
Salinas city	18	164,232
San Jose city	18	215,663
San Juan Bautista city	18	2,092
Soledad city	18	19,093
Watsonville city	18	52,760
Atascadero city	19	29,857
Capitola city	19	9,949
Carmel-by-the-Sea city	19	3,224
Del Rey Oaks city	19	1,596
El Paso de Robles (Paso	19	31,565
Marina city	19	22,422
Monterey city	19	30,290
Pacific Grove city	19	15,125
Sand City city	19	327
San Jose city	19	277,358
Santa Cruz city	19	63,092
Scotts Valley city	19	12,242

Seaside city	19	32,509
Watsonville city	19	0
Bakersfield city	20	171,722
Clovis city	20	120,374
Fresno city	20	39,668
Hanford city	20	19,569
Lemoore city	20	27,190
Maricopa city	20	1,031
Ridgecrest city	20	28,057
Taft city	20	7,062
Tehachapi city	20	9,337
Tulare city	20	17,913
Visalia city	20	77,058
Dinuba city	21	24,688
Exeter city	21	10,385
Farmersville city	21	10,455
Fowler city	21	6,723
Fresno city	21	399,472
Kingsburg city	21	12,414
Orange Cove city	21	9,689
Parlier city	21	14,648
Reedley city	21	25,292
Sanger city	21	26,720
Selma city	21	24,768
Visalia city	21	64,754
Woodlake city	21	7,463
Arvin city	22	19,566
Avenal city	22	9,496
Bakersfield city	22	233,439
Corcoran city	22	13,646
Delano city	22	43,637
Hanford city	22	38,773
Lindsay city	22	12,732
McFarland city	22	13,818
Porterville city	22	62,906
Shafter city	22	19,469
Tulare city	22	51,287
Wasco city	22	22,800
Adelanto city	23	38,243
Apple Valley town	23	76,063
Barstow city	23	25,595
Big Bear Lake city	23	5,061
California City city	23	12,971

Colton city	23	4,399
Hesperia city	23	100,166
Highland city	23	2,893
Loma Linda city	23	24,855
Redlands city	23	38,070
San Bernardino city	23	5,549
Twentynine Palms city	23	28,142
Victorville city	23	131,417
Yucaipa city	23	54,670
Yucca Valley town	23	21,814
Arroyo Grande city	24	18,469
Buellton city	24	5,174
Carpinteria city	24	13,293
Goleta city	24	32,755
Grover Beach city	24	12,739
Guadalupe city	24	8,075
Lompoc city	24	41,864
Morro Bay city	24	10,784
Ojai city	24	7,653
Pismo Beach city	24	8,086
San Buenaventura (Ventura) city	24	107,998
San Luis Obispo city	24	47,159
Santa Barbara city	24	88,930
Santa Maria city	24	110,136
Solvang city	24	6,135
Banning city	25	29,691
Beaumont city	25	53,193
Blythe city	25	12,406
Brawley city	25	26,482
Calexico city	25	38,693
Calipatria city	25	3,618
Cathedral City city	25	51,683
Coachella city	25	42,129
Desert Hot Springs city	25	32,747
El Centro city	25	44,438
Hemet city	25	90,349
Holtville city	25	5,612
Imperial city	25	20,287
Indio city	25	89,518
Needles city	25	4,953
San Jacinto city	25	54,192
Westmorland city	25	2,018
Agoura Hills city	26	20,346

Calabasas city	26	23,280
Camarillo city	26	70,850
Fillmore city	26	16,462
Moorpark city	26	36,325
Oxnard city	26	202,614
Port Hueneme city	26	22,029
San Buenaventura (Ventura) city	26	3,011
Santa Paula city	26	30,772
Simi Valley city	26	126,360
Thousand Oaks city	26	127,134
Westlake Village city	26	8,047
Lancaster city	27	171,488
Los Angeles city	27	67,830
Palmdale city	27	170,391
Santa Clarita city	27	229,158
Alhambra city	28	83,108
Arcadia city	28	56,780
Claremont city	28	37,410
Glendora city	28	10,335
La Cañada Flintridge city	28	20,602
Los Angeles city	28	154
Monrovia city	28	3,587
Monterey Park city	28	61,255
Pasadena city	28	130,262
Rancho Cucamonga city	28	38,089
Rosemead city	28	51,336
San Bernardino city	28	0
San Gabriel city	28	39,687
San Marino city	28	12,536
Sierra Madre city	28	11,302
South Pasadena city	28	27,021
Temple City city	28	36,592
Upland city	28	24,612
Los Angeles city	29	734,369
San Fernando city	29	24,056
Burbank city	30	107,613
Glendale city	30	196,980
Los Angeles city	30	410,524
Pasadena city	30	8,992
West Hollywood city	30	35,829
Azusa city	31	50,204
Baldwin Park city	31	72,490
Bradbury city	31	925

Covina city	31	51,444
Duarte city	31	21,798
El Monte city	31	109,905
Glendora city	31	42,391
Industry city	31	270
Irwindale city	31	1,483
La Puente city	31	38,279
La Verne city	31	31,426
Monrovia city	31	34,461
San Dimas city	31	35,018
South El Monte city	31	19,649
West Covina city	31	109,856
Hidden Hills city	32	1,732
Los Angeles city	32	723,646
Malibu city	32	10,673
Colton city	33	49,730
Fontana city	33	101,219
Grand Terrace city	33	13,185
Highland city	33	54,340
Loma Linda city	33	0
Rancho Cucamonga city	33	99,950
Redlands city	33	35,316
Rialto city	33	104,458
San Bernardino city	33	217,640
Los Angeles city	34	640,768
Chino city	35	86,573
Chino Hills city	35	21,589
Eastvale city	35	49,608
Fontana city	35	107,843
Montclair city	35	37,989
Ontario city	35	175,837
Pomona city	35	150,249
Rancho Cucamonga city	35	36,771
Upland city	35	54,756
Beverly Hills city	36	32,761
Culver City city	36	5,934
El Segundo city	36	17,358
Hermosa Beach city	36	19,789
Lomita city	36	20,982
Los Angeles city	36	302,418
Manhattan Beach city	36	35,669
Palos Verdes Estates city	36	13,373
Rancho Palos Verdes city	36	42,358

Redondo Beach city	36	71,748
Rolling Hills city	36	1,742
Rolling Hills Estates city	36	8,298
Santa Monica city	36	93,291
Torrance city	36	80,229
Culver City city	37	34,958
Los Angeles city	37	706,970
Diamond Bar city	38	55,181
Downey city	38	15,736
Industry city	38	6
La Habra city	38	63,234
La Habra Heights city	38	5,711
La Mirada city	38	48,123
Montebello city	38	62,879
Norwalk city	38	103,180
Pico Rivera city	38	62,335
Pomona city	38	2,306
Santa Fe Springs city	38	19,236
Walnut city	38	28,488
Whittier city	38	87,592
Jurupa Valley city	39	105,456
Moreno Valley city	39	209,666
Perris city	39	79,092
Riverside city	39	309,179
Aliso Viejo city	40	52,222
Anaheim city	40	59,451
Brea city	40	10,438
Chino Hills city	40	56,955
Corona city	40	10,936
Laguna Hills city	40	26,150
Laguna Woods city	40	16,831
Lake Forest city	40	85,965
Mission Viejo city	40	93,760
Orange city	40	91,759
Rancho Santa Margarita	40	48,000
Tustin city	40	80,412
Villa Park city	40	5,850
Yorba Linda city	40	67,809
Calimesa city	41	10,057
Canyon Lake city	41	11,112
Corona city	41	146,743
Eastvale city	41	20,293
Hemet city	41	0

Indian Wells city	41	4,762
Lake Elsinore city	41	70,517
La Quinta city	41	37,642
Menifee city	41	102,795
Norco city	41	22,406
Palm Desert city	41	51,317
Palm Springs city	41	44,786
Rancho Mirage city	41	17,049
Riverside city	41	7,266
Wildomar city	41	36,998
Avalon city	42	3,467
Bell city	42	33,701
Bellflower city	42	64,185
Bell Gardens city	42	39,701
Commerce city	42	12,445
Cudahy city	42	22,903
Downey city	42	98,976
Huntington Park city	42	55,141
Lakewood city	42	46,904
Long Beach city	42	265,524
Maywood city	42	25,254
Signal Hill city	42	11,911
Vernon city	42	226
Compton city	43	96,687
Gardena city	43	61,296
Hawthorne city	43	88,502
Inglewood city	43	108,396
Lawndale city	43	31,930
Los Angeles city	43	156,200
Torrance city	43	67,156
Bellflower city	44	15,375
Carson city	44	95,994
Lakewood city	44	33,327
Long Beach city	44	203,370
Los Angeles city	44	169,236
Lynwood city	44	67,622
Paramount city	44	54,003
South Gate city	44	93,114
Artesia city	45	16,446
Brea city	45	36,959
Buena Park city	45	84,187
Cerritos city	45	49,697
Cypress city	45	50,235

Fountain Valley city	45	57,120
Fullerton city	45	82,842
Garden Grove city	45	172,200
Hawaiian Gardens city	45	14,231
Lakewood city	45	2,481
La Palma city	45	15,597
Los Alamitos city	45	11,795
Placentia city	45	51,925
Westminster city	45	91,083
Yorba Linda city	45	606
Anaheim city	46	288,302
Fullerton city	46	61,088
Garden Grove city	46	146
Orange city	46	48,432
Santa Ana city	46	311,393
Stanton city	46	38,067
Costa Mesa city	47	112,139
Huntington Beach city	47	199,033
Irvine city	47	307,958
Laguna Beach city	47	22,214
Laguna Hills city	47	5,249
Laguna Woods city	47	827
Newport Beach city	47	85,338
Seal Beach city	47	25,283
Escondido city	48	78,708
La Mesa city	48	7
Murrieta city	48	111,187
Poway city	48	48,923
San Diego city	48	0
Santee city	48	60,173
Temecula city	48	110,240
Carlsbad city	49	114,952
Dana Point city	49	33,144
Del Mar city	49	3,966
Encinitas city	49	62,110
Laguna Beach city	49	847
Laguna Niguel city	49	64,417
Oceanside city	49	174,578
San Clemente city	49	64,384
San Juan Capistrano city	49	35,271
Solana Beach city	49	12,954
Vista city	49	98,710
Coronado city	50	20,226

Escondido city	50	72,808	
San Diego city	50	506,531	
San Marcos city	50	95,035	
El Cajon city	51	106,585	
La Mesa city	51	61,261	
Lemon Grove city	51	27,743	
San Diego city	51	498,204	
Chula Vista city	52	276,061	
Imperial Beach city	52	26,230	
National City city	52	56,373	
San Diego city	52	385,139	

Place name	Split across # of districts	DISTRICT #	Number of municipalities in district
Anaheim city	2	1	31
Antioch city	2	2	31
Atherton town	2	3	16
Bakersfield city	2	4	19
Bellflower city	2	5	16
Brea city	2	6	4
Brentwood city	2	7	6
Chino Hills city	2	8	14
Colton city	2	9	8
Corona city	2	10	15
Culver City city	2	11	1
Downey city	2	12	8
Dublin city	2	13	21
Eastvale city	2	14	8
Escondido city	2	15	18
Fontana city	2	16	16
Fremont city	2	17	8
Fresno city	3	18	12
Fullerton city	2	19	15
Garden Grove city	2	20	12
Glendora city	2	21	14
Hanford city	2	22	13
Hemet city	2	23	16
Highland city	2	24	16
Industry city	2	25	18
Laguna Beach city	2	26	13
Laguna Hills city	2	27	5
Laguna Woods city	2	28	19
Lakewood city	3	29	3
La Mesa city	2	30	6
Loma Linda city	2	31	16
Long Beach city	2	32	4
Los Angeles city	10	33	10
Martinez city	2	34	2
Menlo Park city	2	35	10
Modesto city	2	36	15
Monrovia city	2	37	3
Orange city	2	38	14
Pasadena city	2	39	5
Petaluma city	2	40	15
Pomona city	2	41	16

Rancho Cucamonga city	3	42	14
Redlands city	2	43	8
Riverside city	2	44	9
Sacramento city	2	45	16
San Bernardino city	3	46	7
San Buenaventura (Ventu	2	47	9
San Diego city	4	48	8
San Francisco city	4	49	12
San Jose city	4	50	5
San Leandro city	2	51	5
Santa Rosa city	2	52	5
Torrance city	2		
Tulare city	2		
Turlock city	2		
Upland city	2		
Vacaville city	2		
Visalia city	2		
Watsonville city	2		
Yorba Linda city	2		

APPENDIX 5

Nesting Report (Senate and Board of Equalization)

SD	AD	Population	% SD
Senate District 01	01 & 03	877,680	93.49%
	Other	61,154	6.51%
	Total	938,834	
Senate District 02	02 & 12	923,170	93.10%
	Other	68,401	6.90%
	Total	991,571	
Senate District 03	04 & 11	900,502	87.02%
	Other	134,268	12.98%
	Total	1,034,770	
Senate District 04	08 & 22	639,572	61.97%
	Other	392,484	38.03%
	Total	1,032,056	
Senate District 05	09 & 13	777,313	76.12%
	Other	243,821	23.88%
	Total	1,021,134	
Senate District 06	05 & 07	743,062	76.86%
	Other	223,701	23.14%
	Total	966,763	
Senate District 07	14 & 18	960,880	100.00%
	Other	-	0.00%
	Total	960,880	
Senate District 08	06 & 10	870,086	92.06%
	Other	75,086	7.94%
	Total	945,172	
Senate District 09	15 & 16	765,667	77.13%
	Other	226,991	22.87%
	Total	992,658	
Senate District 10	24 & 26	791,221	76.34%
	Other	245,155	23.66%
	Total	1,036,376	
Senate District 11	17 & 19	1,022,259	99.99%
	Other	52	0.01%
	Total	1,022,311	
Senate District 12	08 & 32	827,504	88.09%
	Other	111,850	11.91%
	Total	939,354	
Senate District 13	21 & 23	911,894	90.06%
	Other	100,592	9.94%
	Total	1,012,486	
Senate District 14	27 & 31	957,777	95.95%
	Other	40,439	4.05%
	Total	998,216	
Senate District 15	25 & 28	807,454	78.20%
	Other	225,116	21.80%
	Total	1,032,570	

SD	AD	Population	% SD
Senate District 16	33 & 35	935,334	99.27%
	Other	6,878	0.73%
	Total	942,212	
Senate District 17	29 & 30	870,179	87.55%
	Other	123,742	12.45%
	Total	993,921	
Senate District 18	36 & 80	879,886	91.97%
	Other	76,860	8.03%
	Total	956,746	
Senate District 19	34 & 47	758,677	79.64%
	Other	193,988	20.36%
	Total	952,665	
Senate District 20	43 & 46	731,563	77.33%
	Other	214,514	22.67%
	Total	946,077	
Senate District 21	37 & 38	958,289	93.53%
	Other	66,311	6.47%
	Total	1,024,600	
Senate District 22	48 & 53	772,785	76.55%
	Other	236,690	23.45%
	Total	1,009,475	
Senate District 23	39 & 40	772,983	74.77%
	Other	260,766	25.23%
	Total	1,033,749	
Senate District 24	51 & 66	797,768	77.03%
	Other	237,854	22.97%
	Total	1,035,622	
Senate District 25	41 & 49	744,857	72.00%
	Other	289,684	28.00%
	Total	1,034,541	
Senate District 26	52 & 54	859,966	90.64%
	Other	88,857	9.36%
	Total	948,823	
Senate District 27	42 & 46	528,578	53.22%
	Other	464,562	46.78%
	Total	993,140	
Senate District 28	55 & 57	852,877	86.51%
	Other	132,946	13.49%
	Total	985,823	
Senate District 29	45 & 50	861,175	91.28%
	Other	82,288	8.72%
	Total	943,463	
Senate District 30	56 & 64	712,872	71.92%
	Other	278,367	28.08%
	Total	991,239	

SD	AD	Population	% SD
Senate District 31	58 & 60	876,518	91.77%
	Other	78,622	8.23%
	Total	955,140	
Senate District 32	63 & 71	707,298	75.24%
	Other	232,718	24.76%
	Total	940,016	
Senate District 33	62 & 69	804,599	77.64%
	Other	231,693	22.36%
	Total	1,036,292	
Senate District 34	67 & 68	697,742	73.55%
	Other	250,946	26.45%
	Total	948,688	
Senate District 35	61 & 65	774,817	81.23%
	Other	179,004	18.77%
	Total	953,821	
Senate District 36	70 & 72	687,900	69.60%
	Other	300,457	30.40%
	Total	988,357	
Senate District 37	59 & 73	738,402	72.40%
	Other	281,542	27.60%
	Total	1,019,944	
Senate District 38	74 & 77	677,316	69.45%
	Other	297,972	30.55%
	Total	975,288	
Senate District 39	78 & 79	840,645	81.14%
	Other	195,389	18.86%
	Total	1,036,034	
Senate District 40	75 & 76	814,238	85.47%
	Other	138,372	14.53%
	Total	952,610	

BOE District	Senate District	Total Population	% BOE
1st Board of Equalization District	01, 04, 05, 06, 08, 12, 14, 16	7,539,920	77.40%
	Other	2,201,676	22.60%
	Total	9,741,596	100.00%
2nd Board of Equalization District	02, 09, 10, 11, 13, 15, 17, 21	8,106,493	81.08%
	Other	1,891,896	18.92%
	Total	9,998,389	100.00%
3rd Board of Equalization District	20, 24, 25, 26, 28, 30, 33, 35	7,825,004	77.88%
	Other	2,222,922	22.12%
	Total	10,047,926	100.00%
4th Board of Equalization District	18, 31, 32, 36, 37, 38, 39, 40	7,721,444	79.31%
	Other	2,014,082	20.69%
	Total	9,735,526	100.00%

APPENDIX 6

Hash Report

The Citizens Redistricting Commission's final certified maps for 2021 are submitted in the following electronic formats:

SHAPEFILE (.shp, .dbf, .prj, .shx)

EQUIVALENCY FILE (.csv)

Each set of files (Assembly, Senate, Congress, and Board of Equalization) has been compressed into a single zipped folder. This zipped folder has then been run through a hash generator using a SHA-512 algorithm to create a digital signature capable of confirming bit-level data accuracy. Files were compressed using the native tool available through the Microsoft Windows 11 operating system. The SHA-512 digital signature was created using the freeware application WinHasher 1.6.

Hash Digest:

Assembly

CRC_2021_Assembly_Final.zip

SHA-512:

c98d1111c63c227ce8363dd3dced442d009548b4705445dbda5228597e2d9fbcfa22ce75caf761b32f50aa
914aa8e81ee5414ec57f50f5de9bdb0399d52f59b9

Senate

CRC_2021_Senate_Final.zip

SHA-512:

e4ee1cfdd545ffbe97c4afc5b2acc0fcaee81761f217ccde8baa5955f6eed789b52a0bd3152d03cfa7a8e52f
36c7e18f58e53fbf01b05939fef2aa54314ce99

Congress

CRC_2021_Congressional_Final.zip

SHA-512:

49d40b0cd1c2a92c6a3321e420082eb335c72c08fbb85b5fccc7de0b53fa49ccaf01e2681be0fbcd4e59cbf
6c744dc504be0b1fd720fde9321c878c36bd99e2

Board of Equalization

CRC_2021_boardofequalization_Final.zip

SHA-512:

f722c72eeeca3fc4abf129b008820d2d7c6094e830b09758915b15445a980738f720314fe3d4ae55781de7
e3652d713bed115fdcf5338850d2ddfdaf0fc406833

APPENDIX 7

Maps Showing Areas with Racially Polarized Voting

Map 1:
Gingles Preconditions in State Assembly Districts



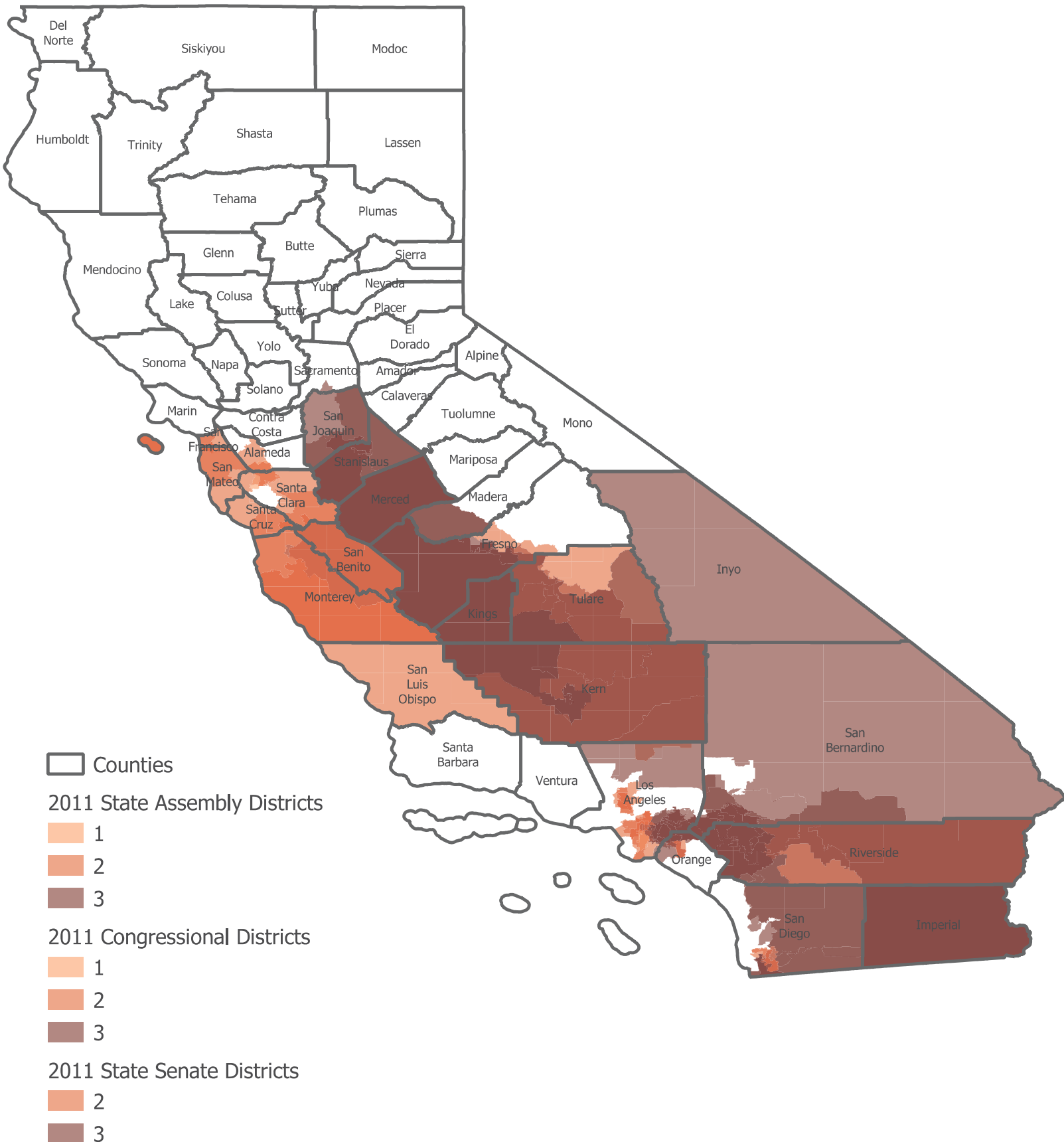
Map 2:
Gingles Preconditions in State Senate Districts



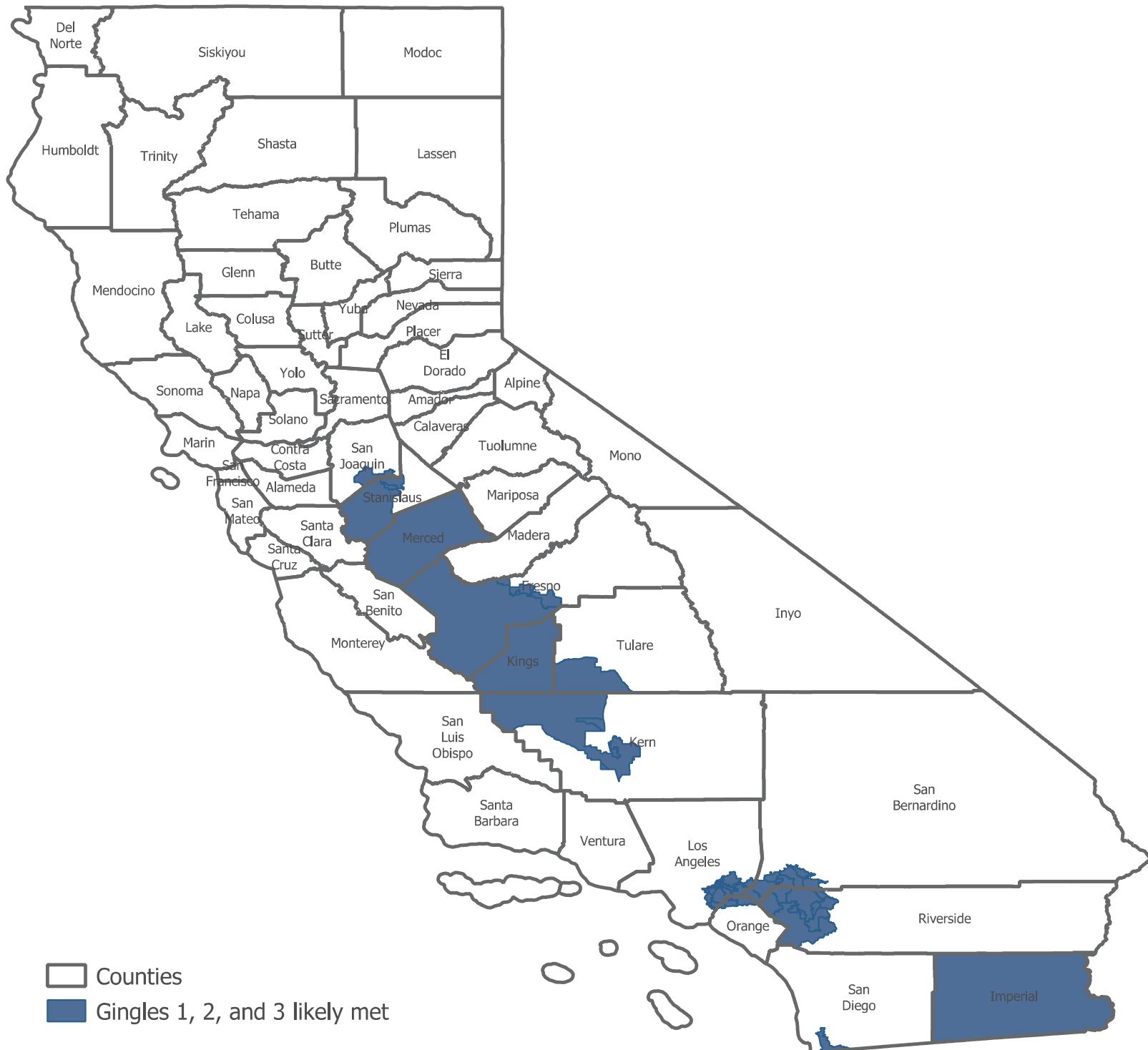
Map 3:
Gingles Preconditions in Congressional Districts



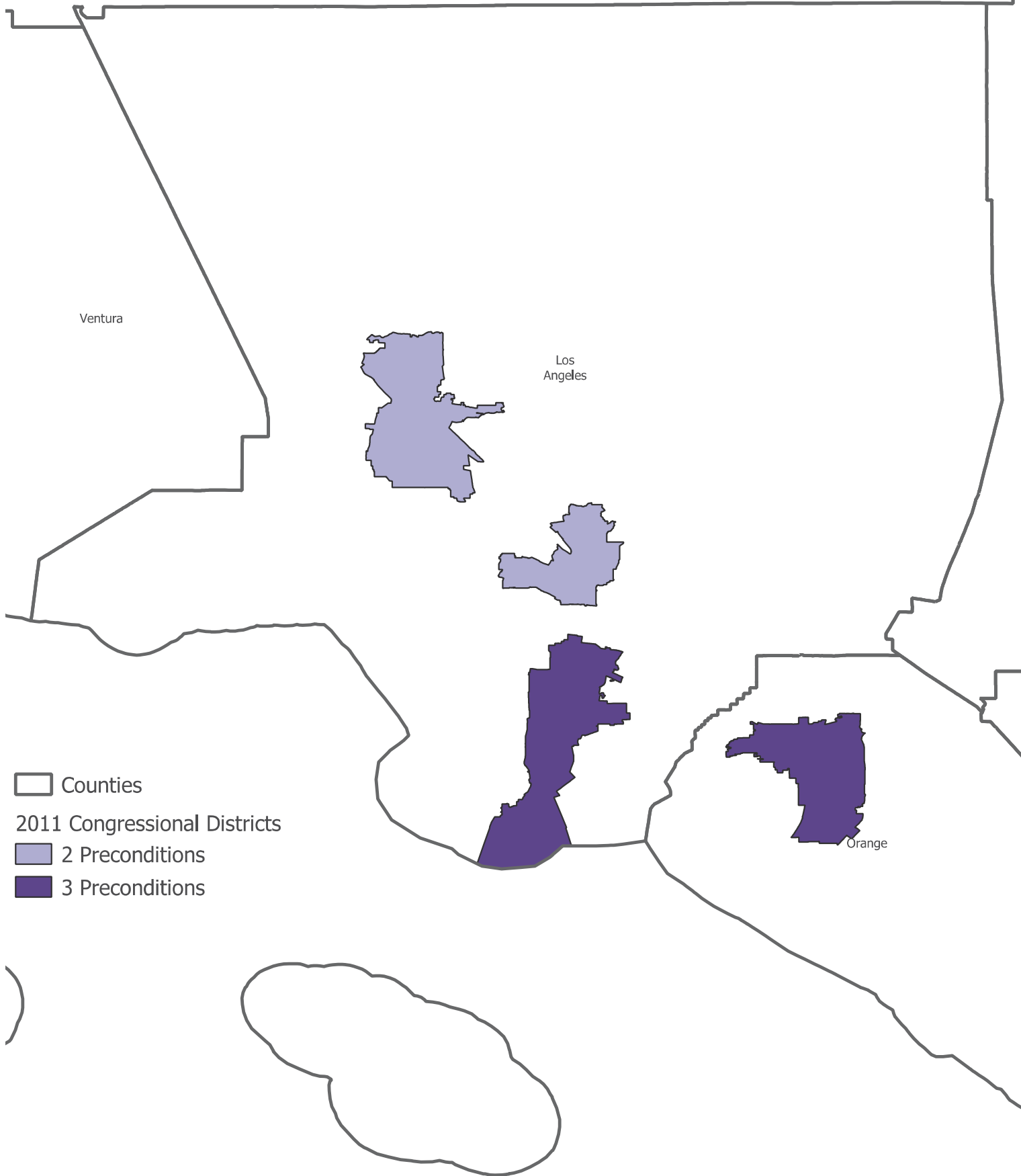
Map 4:



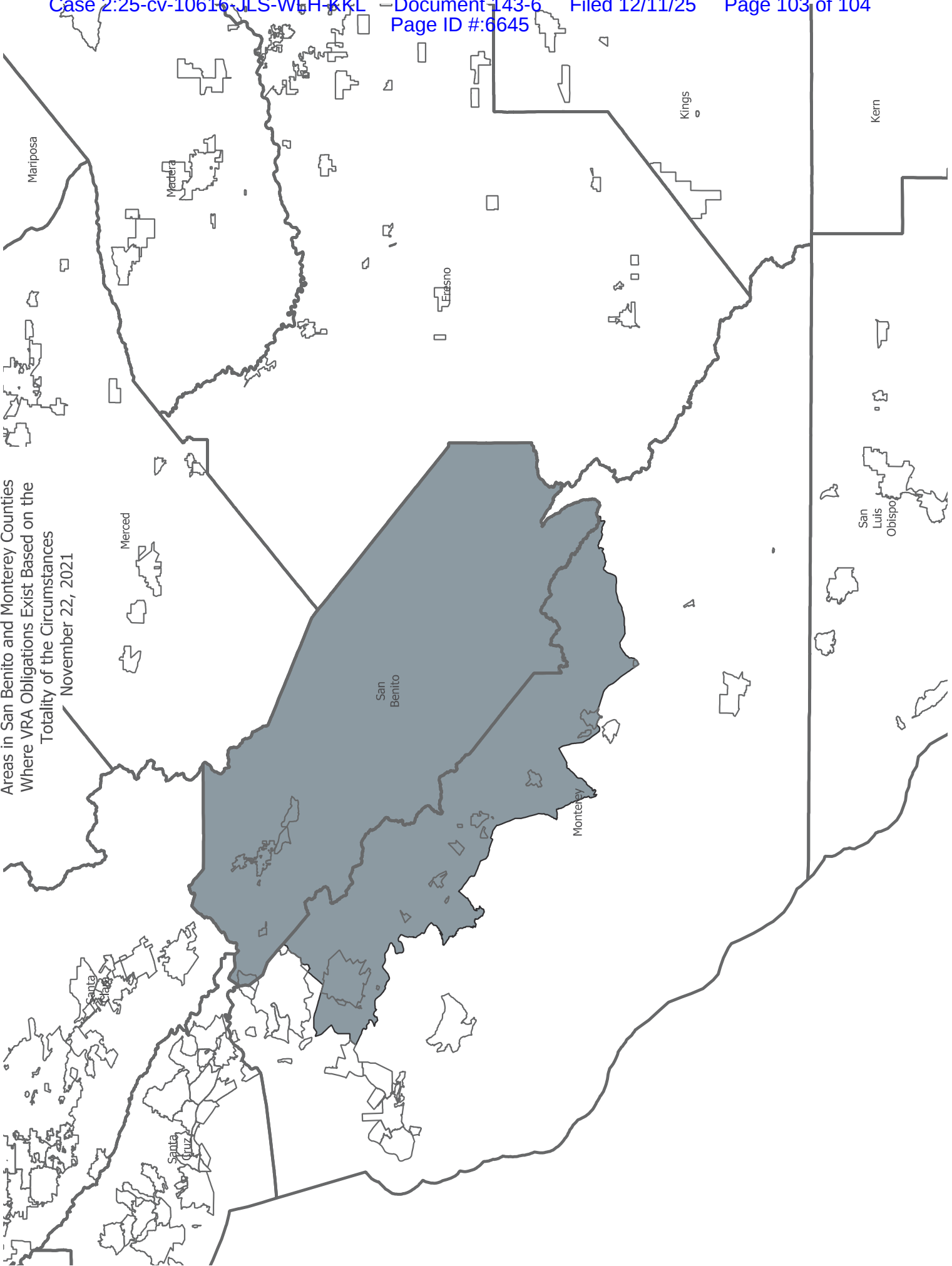
Map 5:
Areas where all three Gingles Preconditions are
likely met in all jurisdictions



Updated Gingles Preconditions Based on Analysis of Exogenous Statewide Elections in
Existing Congressional Districts CD 29, 34, 44 and 46
November 22, 2021



Map 7:
Areas in San Benito and Monterey Counties
Where VRA Obligations Exist Based on the
Totality of the Circumstances
November 22, 2021



Map 8.

Areas Where All Three Gingles Preconditions Were Met in Existing
Assembly, Senate, or Congressional Districts, Based on
Endogenous or Exogenous Elections

